

QUIZIZZ

Dilations

10 Questions

NAME : _____

CLASS : _____

DATE : _____

1. A dilation produces a similar figure

a) True

b) False

2. When the scale factor of a dilation is less than one, the dilation is a reduction (gets smaller).

a) True

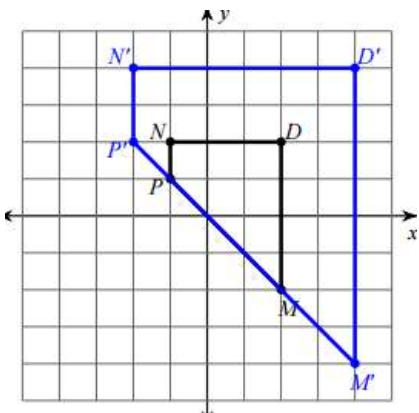
b) False

3. An image is dilated at a scale factor of 1.5. This means the dilation is an enlargement and the dilated image will be bigger.

a) True

b) False

4. Point D is at (2,2) and D' is at (4,4). Choose the correct scale factor:



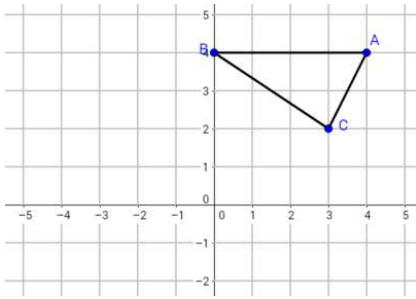
a) 2

b) 3

c) 1/3

d) 1/2

5.



Dilate Point C (3, 2) by a scale factor of 3:

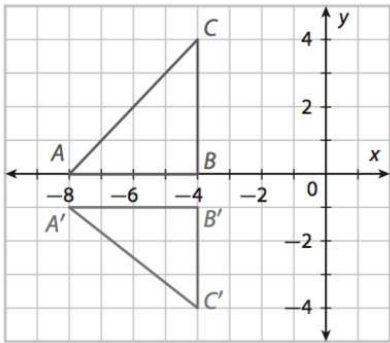
a) (6,9)

b) (0,12)

c) (3,3)

d) (9,6)

6.



Does the image show a dilation?

a) Yes

b) No

7. A dilation is which of the following:

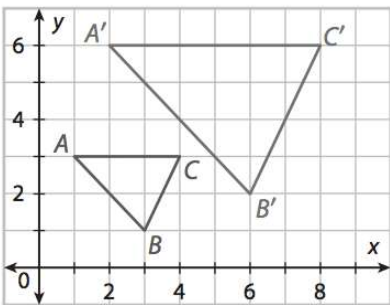
a) an enlargement

b) a reduction

c) Either an enlargement or a reduction

d) Neither an enlargement or a reduction

8.



Does the image show a Dilation?

a) Yes

b) No

9. A dilation produces a congruent (same size, same shape) figure

a) True

b) False

10. Dilate the figure by a scale factor of 3 with the origin as the center of dilation. What are the coordinates of the image?

A(3,3) B(6,6) C(9,3)

a) A'(9,9) B'(18,18) C'(27,9)

b) A'(6,6) B'(9,9) C'(12,6)

c) A'(0,0) B'(3,3) C'(6,0)

d) A'(1,1) B'(2,2) C'(3,1)

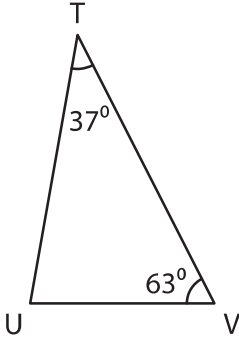
Name : _____

Triangle - Interior Angles

Sheet 1

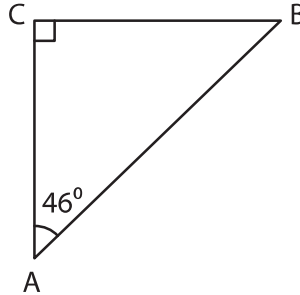
Find the measure of the indicated angle in each triangle.

1)



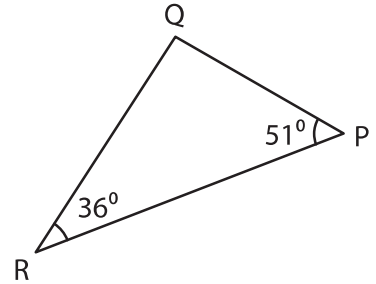
$m\angle U =$ _____

2)



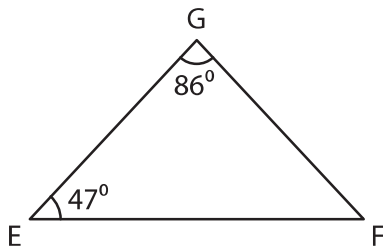
$m\angle B =$ _____

3)



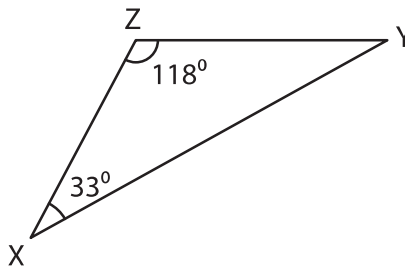
$m\angle Q =$ _____

4)



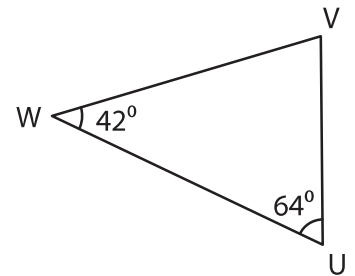
$m\angle F =$ _____

5)



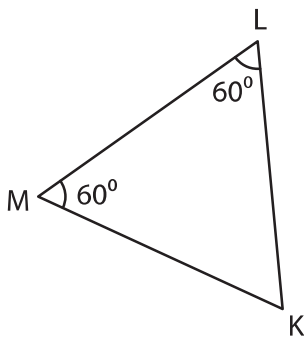
$m\angle Y =$ _____

6)



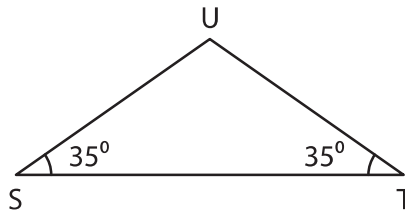
$m\angle V =$ _____

7)



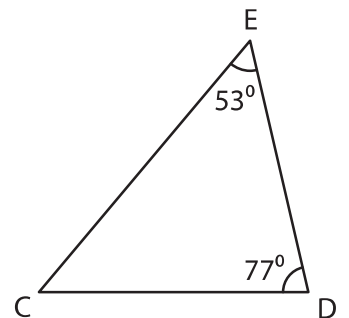
$m\angle K =$ _____

8)



$m\angle U =$ _____

9)

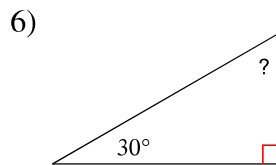
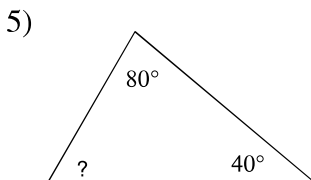
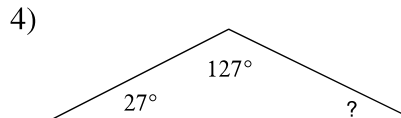
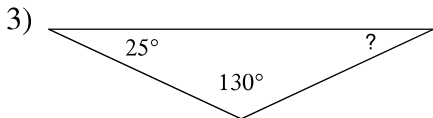
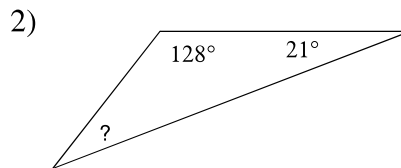
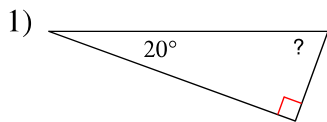


$m\angle C =$ _____

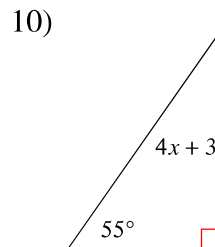
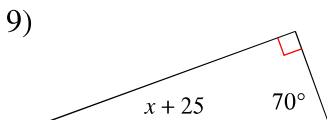
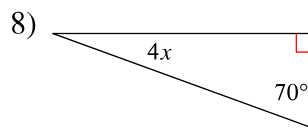
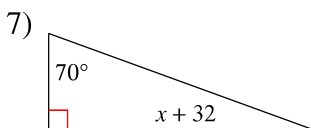
Angles in Triangles - Section 4-2

© 2012 Kuta Software LLC. All rights reserved.

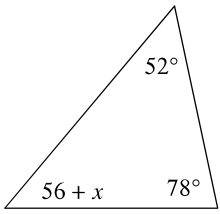
Find the measure of each angle indicated.



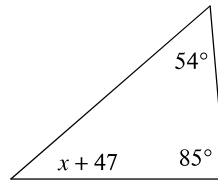
Solve for x .



11)

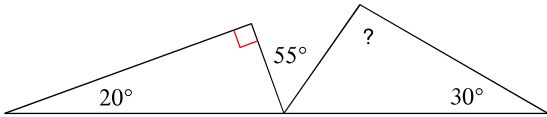


12)

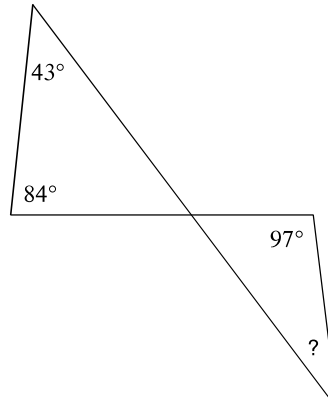


Find the measure of each missing angle. (Not just the "?" angle.)

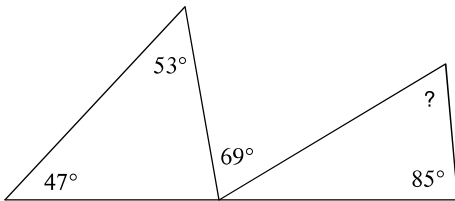
13)



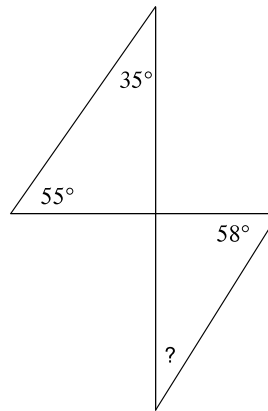
14)



15)

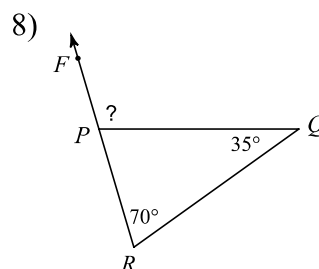
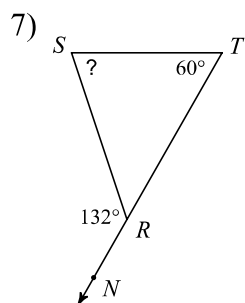
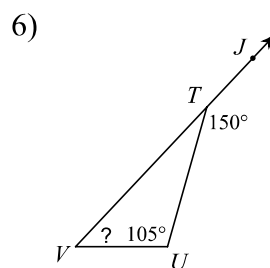
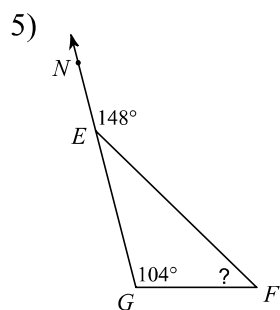
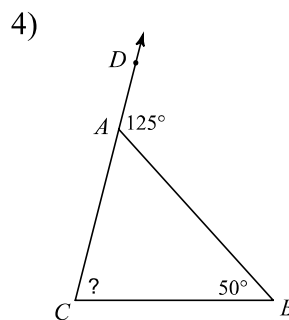
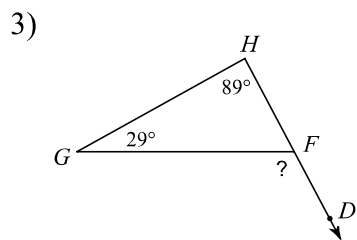
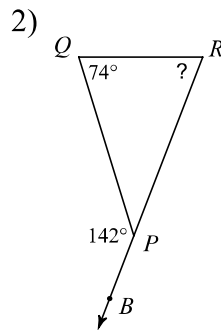
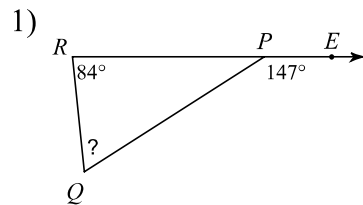


16)



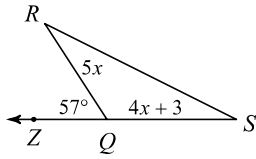
LESSON PRACTICE

Find the measure of each angle indicated.

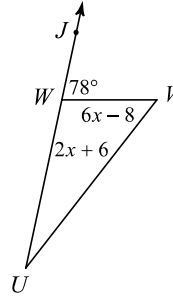


Solve for x .

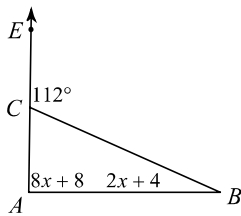
9)



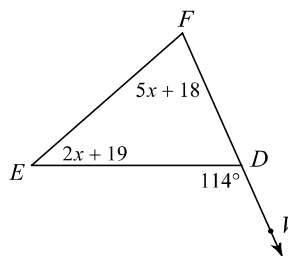
10)



11)

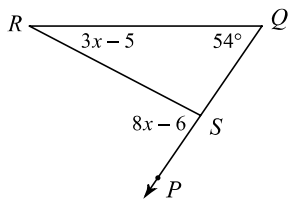


12)

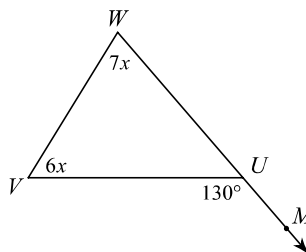


Find the measure of the angle indicated.

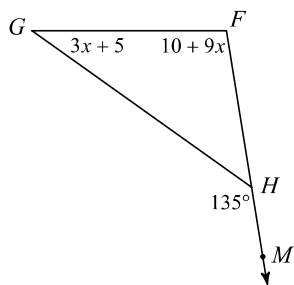
13) Find $m\angle PSR$.



14) Find $m\angle V$.



15) Find $m\angle G$.



16) Find $m\angle D$.

