



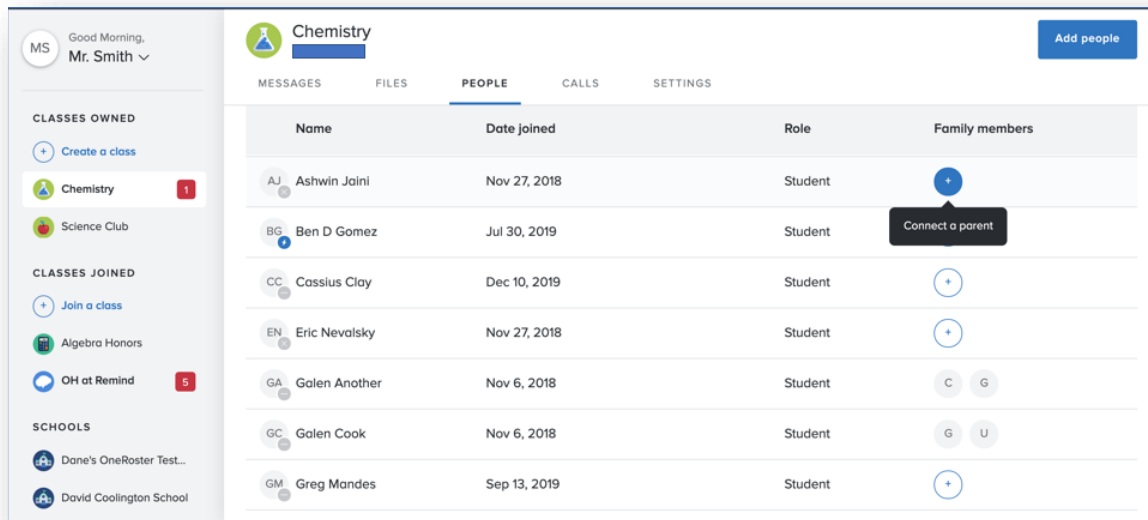
## Connect to family members

Remind allows for family member connections to be established between students and parents.

If you are a teacher or administrator:

Click on the student or parent you wish to connect in your **People** list. Under **Family members**, click **Connect a parent** or **Connect a child** and search for any parent or student within the class or organization.

- **Note:** The selected student or parent will be notified and have the option to keep or remove the family connection.



Name	Date joined	Role	Family members
AJ Ashwin Jaini	Nov 27, 2018	Student	+
BG Ben D Gomez	Jul 30, 2019	Student	Connect a parent
CC Cassius Clay	Dec 10, 2019	Student	+
EN Eric Nevalsky	Nov 27, 2018	Student	+
GA Galen Another	Nov 6, 2018	Student	C G
GC Galen Cook	Nov 6, 2018	Student	G U
GM Greg Mandes	Sep 13, 2019	Student	+


If you are a student or parent:

Head to **Account settings** by selecting your name in the top left corner. You will see the option to add your parent or child on the **Profile** section.

- **Note:** The family member connection will only be established if the selected student or parent approves the connection request.


## Student's Profile


**Parents**


 Add your parent

---

**Role**

Student 


 Save

 If you need to change your role, please [contact support](#).

---


## Parent's Profile


**Children**


 Add your child

---

**Role**

Parent 

 Save

 If you need to change your role, please [contact support](#).

---