

Classlink – Setting Security Questions



Prepared for
Leon County Schools

Date: December 14, 2022
Version 1.1

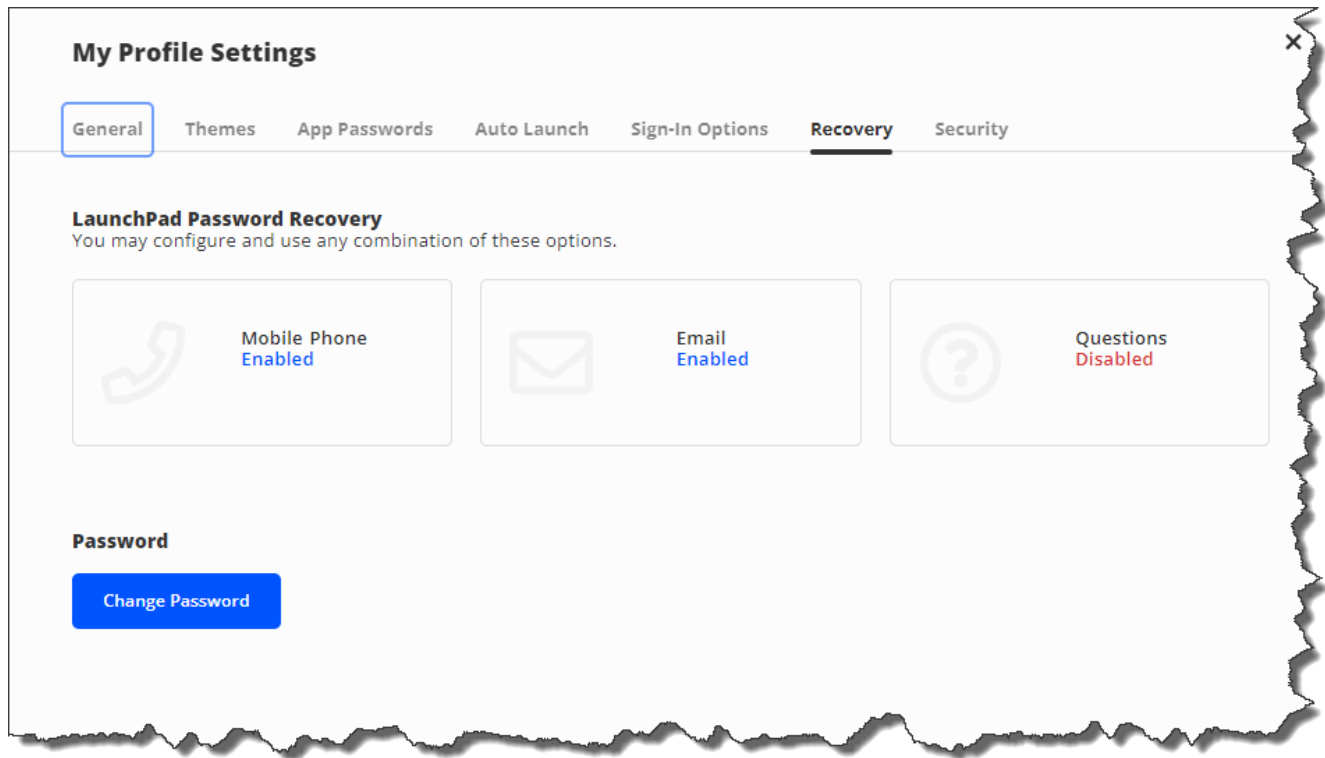




TABLE OF CONTENTS

Password Security Setup	1
Profile	1
Password Recovery Setup	1
Mobile Phone	1
E-mail	1
Questions and Answers (Q&A)	1

DOCUMENT CONTROL

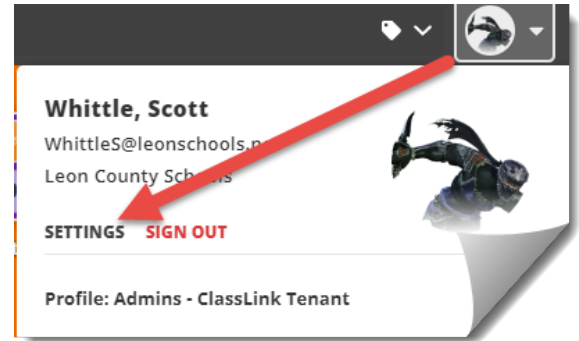
Author	Scott Whittle		
Title	Classlink – Setting Security Questions		
File Name	Classlink-Settingsecurityquestions.Docx		
Milestone	End User Training		
Last Edited	12/14/2022 4:44 PM		
Number of Pages	2		
Version	Revision Date	Revision Comments	Author
1.0	1/23/2018	Created Document [Template]	Scott Whittle
1.1	12/14/2022	Updated Screenshots	Scott Whittle



Password Security Setup

Profile

- ▶ Once logged into ClassLink, click on your profile avatar on the top right and select “My Profile”
- ▶ Select “Password Recovery Setup”
- ▶ Decide which of the three available options to reset your password you wish to use. You may select one, or choose to use all three.



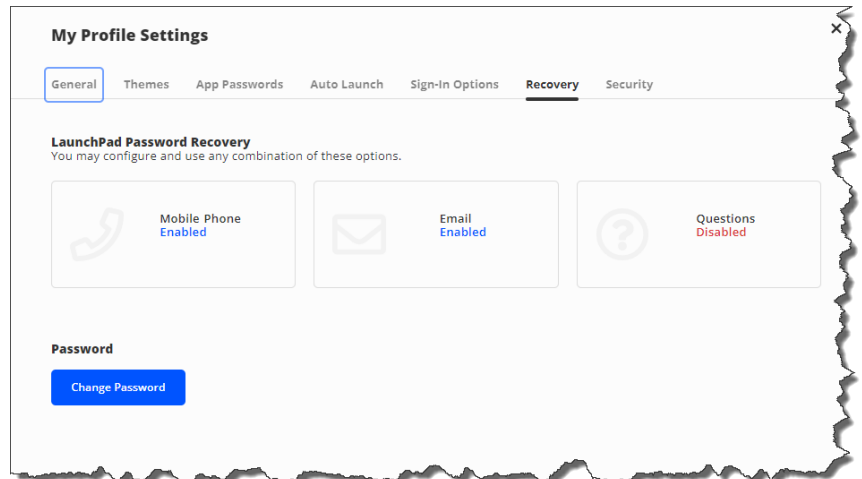
Password Recovery Setup

Mobile Phone

Simply enter a cell phone number (*Do not use a home phone as it will send a text*)

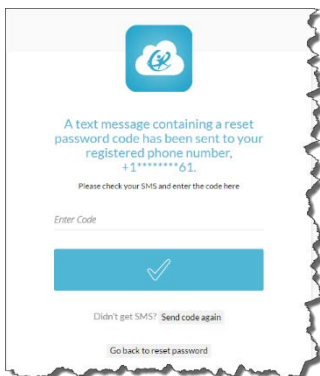
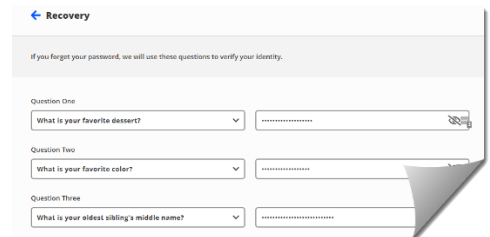
E-mail

Important!! If use the Email recovery option, do **NOT** use your LCS e-mail address as that is only accessible if you know your LCS password or it is not expired. Instead, enter an alternate e-mail such as a Gmail, Hotmail, or other email address you use on a regular basis.

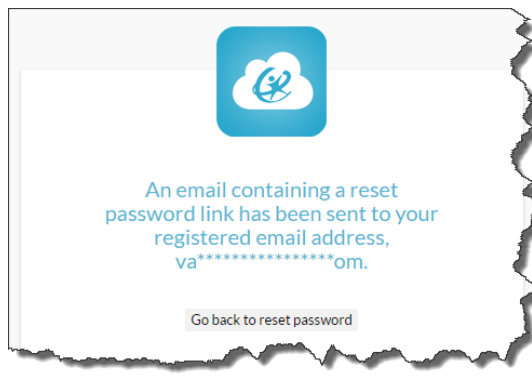


Questions and Answers (Q&A)

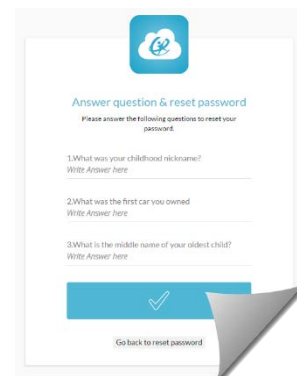
You can select from 11 possible pre-defined questions, or if you prefer, you can make a custom question and make it anything you want.



Text Msg



Email



Q & A