

Classlink – Password Reset / Expired PWs



Prepared for
Leon County Schools

Date: January 23, 2018
Version 1.0

Reset Password
Please select an option to reset your password

SMS Text Email

Go back to reset password

Change Password
Please submit your new password

New Password

Confirm password

Go back to login page



TABLE OF CONTENTS

Password Reset / Expired Passwords1

 Resetting your password using ClassLink1

 Text2

 Email2

 Security Questions.....2

 Set new Password.....2

DOCUMENT CONTROL

Author		Scott Whittle	
Title		Classlink – Password Reset / Expired PWs	
File Name		Classlink-Password Reset_Expiredpasswords.Docx	
Milestone		End User Training	
Last Edited		1/23/2018 1:49 PM	
Number of Pages		3	
Version	Revision Date	Revision Comments	Author
1.0	12/14/2017	Created Document [Template]	Scott Whittle



Classlink – Password Reset / Expired PWs

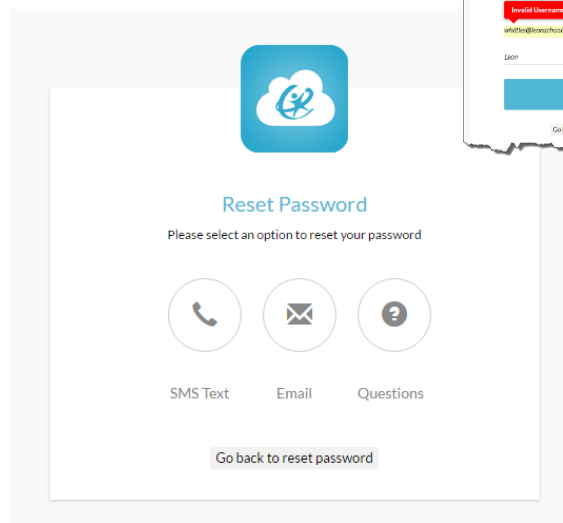
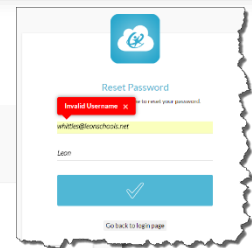
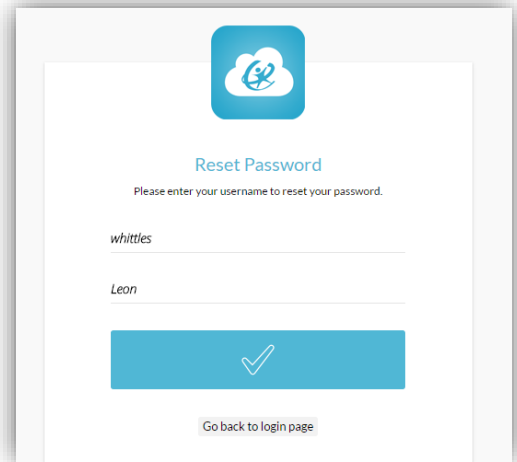
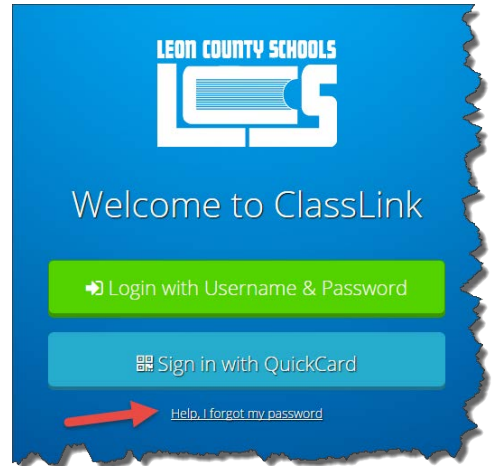
Password Reset / Expired Passwords

Resetting your password using ClassLink

- ▶ If Teacher / Student / Admin lets their network password expire, or it expires over a long break (Winter Holidays, Spring Break, Summer Break, etc) then you can reset it as long as you have set up password recovery options within ClassLink
- ▶ To reset your password, Click on the ClassLink icon on your schools website and then press the “**Help, I Forgot my Password**” link at the bottom
- ▶ Enter your username and press the Check button
 - ▶ Students user names are their Student ID # (Ex 123456789)
 - ▶ LCS Employees are their Network usernames (Ex Whittles)

Please note: If you access the password reset screen from any LCS website, it will prepopulate the Reset Password Code field with **LEON**. If the login page **does NOT contain the LCS logo** like the image on the top right above, please use the ClassLink icon from ANY LCS websites homepage access the correct LCS login page

- ▶ Do not use your e-mail address or you will get an invalid Username error
- ▶ Select your available reset options (SMS, Email, or Security Q’s) based on what you configured earlier in your **Password Recovery Setup** in your profile.

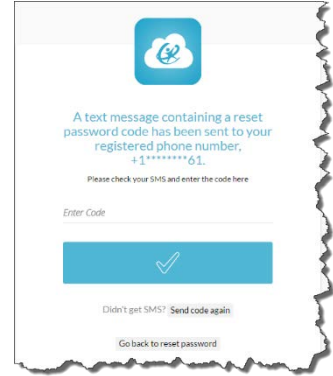




Classlink – Password Reset / Expired PWs

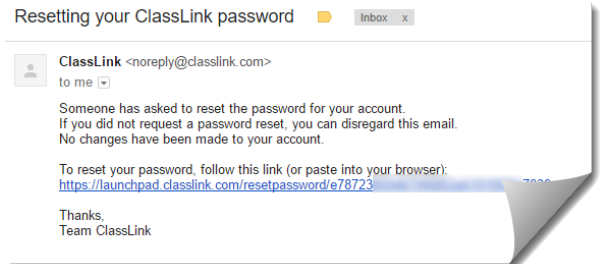
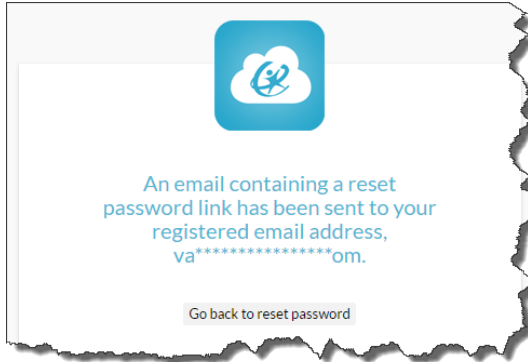
Text

- ▶ Text will send a code that you will enter in the next window



Email

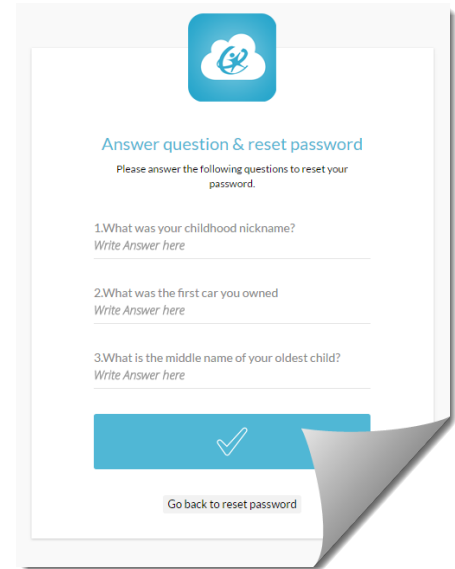
- ▶ Email - will send you a reset Link (*Please remember to*



check your Junk/Spam filters)

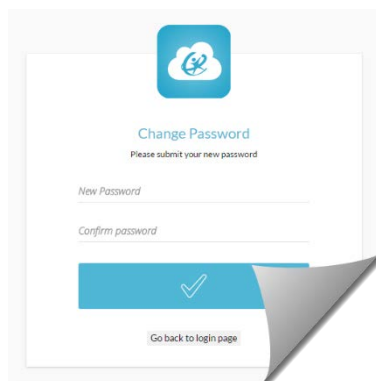
Security Questions

- ▶ Security Questions – Will ask you your security questions



Set new Password

Once you have correctly answered or responded using any of the three possible password recovery methods, you can reset your network password.



Please note: All network password security requirements apply