

End of
2nd Grade

Math . . . ELA

Keeping
Sharp
Packet!

SCHOOLS OUT!



by
Sandy
Reeves

Common
Core

Packet Cover

Count Within 1000- 2.NBT.2

Add 3 Numbers-2. NBT.6

Subtract With Regrouping- 2.NBT.5

Mentally Add and Subtract 10 - 2.NBT.8

Mentally Add and Subtract 100- 2NBT.8

Skip Count by Fives (Joke) - 2NBT.1

Time to Five Minutes- 2.MD.7

Money Game- 2MD.7

Money Story Problems- 2MD.7, 2>OA.1

Graph- 2.MD.10

Recognizing Shapes- 2.G.1

Fractions (Game)- 2.G.3

Basic Addition and Subtraction (Joke)- 2.OA.2

Input Output Function Tables- 2.OA-3

Odd and Even Numbers- 2.OA.3

Short and Long Vowels - RF.2.3A, 2.3C

Syllables- RF.2.3

Word Parts- RF.2.3E

R Controlled Vowels- RF.2.3E

Irregular Nouns- L.2.1

Adjectives, Adverbs, and Reflexive Pronouns- L.2.1

Contractions- L.2.2

Using Capital Letters- L.2.2

Cool Compounds-L.2.4

Use Context Clues- L.2.4

Homophones-L.2.4

Suffixes- L.2.4

Writing Tic Tac Toe- W.2.1, 2.3, 2.5

Summer Journal Prompts- W.2.3, W.2.5

Four Square Graphic Organizer W.2.1

Summer Writing Paper

Somebody Wanted to But...RL.2.1, 2.2, 2.3, 2.5

Who, What, Where, When, Why and How- RL.2.1, RI.2.1

Story Sequence- RL.2.2

Story Summary-RL.2.1, RL.2.2, RL.2.3, RL.2.5

Story Events- RL.2.5

Author's Purpose- RL.2.6

Sum Up a Paragraph-RL.2.2, 2.5, 2.7

Compare and Contrast- RL.2.9


Color Hundred Chart for Each Book Read

Just for Fun Word Search

Just For Fun Summer Bingo

Summer Reading Log- RL.2.10, RI.2.10

Ready for Third Grade Summer Fun Packet!



Name _____

Summer Counting!



Name _____

Directions: Fill in the missing numbers.

501									
		514							
					527				
	532								
								550	
				556					
		563							
							579		
581									
			595						
						608			
								620	

Adding Three Numbers!

Regrouping

$$\begin{array}{r} 24 \\ 31 \\ + 11 \\ \hline \end{array}$$

$$\begin{array}{r} 16 \\ 43 \\ + 12 \\ \hline \end{array}$$

$$\begin{array}{r} 32 \\ 12 \\ + 21 \\ \hline \end{array}$$

$$\begin{array}{r} 16 \\ 26 \\ + 23 \\ \hline \end{array}$$

$$\begin{array}{r} 19 \\ 51 \\ + 20 \\ \hline \end{array}$$

Summer

$$\begin{array}{r} 45 \\ 13 \\ + 40 \\ \hline \end{array}$$


$$\begin{array}{r} 31 \\ 45 \\ + 5 \\ \hline \end{array}$$

$$\begin{array}{r} 32 \\ 17 \\ + 21 \\ \hline \end{array}$$

$$\begin{array}{r} 52 \\ 22 \\ + 17 \\ \hline \end{array}$$


$$\begin{array}{r} 73 \\ 16 \\ + 4 \\ \hline \end{array}$$





2-Digit Subtraction

With Regrouping



$$\begin{array}{r} 52 \\ - 23 \\ \hline \end{array}$$

$$\begin{array}{r} 64 \\ - 47 \\ \hline \end{array}$$

$$\begin{array}{r} 74 \\ - 48 \\ \hline \end{array}$$

$$\begin{array}{r} 81 \\ - 36 \\ \hline \end{array}$$

$$\begin{array}{r} 92 \\ - 35 \\ \hline \end{array}$$

$$\begin{array}{r} 40 \\ - 24 \\ \hline \end{array}$$

$$\begin{array}{r} 42 \\ - 13 \\ \hline \end{array}$$

$$\begin{array}{r} 76 \\ - 28 \\ \hline \end{array}$$

$$\begin{array}{r} 54 \\ - 25 \\ \hline \end{array}$$

$$\begin{array}{r} 42 \\ - 17 \\ \hline \end{array}$$

$$\begin{array}{r} 55 \\ - 19 \\ \hline \end{array}$$

$$\begin{array}{r} 85 \\ - 9 \\ \hline \end{array}$$

$$\begin{array}{r} 75 \\ - 38 \\ \hline \end{array}$$

$$\begin{array}{r} 51 \\ - 17 \\ \hline \end{array}$$

$$\begin{array}{r} 70 \\ - 29 \\ \hline \end{array}$$

$$\begin{array}{r} 44 \\ - 38 \\ \hline \end{array}$$

$$\begin{array}{r} 60 \\ - 36 \\ \hline \end{array}$$

$$\begin{array}{r} 72 \\ - 57 \\ \hline \end{array}$$

$$\begin{array}{r} 24 \\ - 8 \\ \hline \end{array}$$


$$\begin{array}{r} 62 \\ - 37 \\ \hline \end{array}$$

Summer

Write the answers.

1 More, 1 Less!

10 More, 10 Less!




1.16

1.25

1.26

1.27


1.36



306

459


289



740

898

901



403



100

319

Created by
Sandy Reeves

Pieces of each number chart are missing!
Fill in the missing numbers to help clean up this mess!

What a MESS!



		427	

	390		

		107	

	238	

		606

		403

		798


	500	

Created by
Sandy Reeves

Name _____



Where do seals go to see movies?




Write the number that would come next when counting by fives. Then match the letters and numbers to solve the riddle.

a 325 _____	u 240 _____	i 585 _____	o 420 _____	e 730 _____	s 145 _____
t 735 _____	r 400 _____	c 255 _____	d 330 _____	p 890 _____	h 565 _____
f 510 _____	k 985 _____	g 350 _____	j 210 _____	m 475 _____	l 160 _____
n 765 _____	x 640 _____	y 300 _____	b 230 _____	v 525 _____	w 310 _____


_____ _____ _____ _____ _____ _____ _____ _____
 740 570 735 335 590 530 735 590 770 !

Summer Time!

Color the clock and its matching time the same color. You will need 10 different colors.



2:25



10:15


12:40



5:05



4:50



3:45

6:20



8:10



1:30































1:55

Created by
Sandy Reeves

Flip Flops and Sunglasses!

Recognizing Coins

Directions: Roll a dice. Move forward that many spaces. Name the coin and tell its value. If you are correct you may remain on the space. If incorrect return to your original space. If you land on sunglasses, go forward 2 spaces. If you land on a flip flop, go back 2 spaces. The first player to reach finish is the winner.

30 Finish	29 	28 	27 	26 
21 	22 	23 	24 	25 
20 	19 	18 	17 	16 
11 	12 	13 	14 	15 
10 	9 	8 	7 	6 
1 Start	2 	3 	4 	5 

by Sandy Reeves 2014

Summer Cents!

SUMMER
BREAK

Find the answer to each money problem. Show your work using pictures or numbers. Don't forget your dollar or cent signs!

1. Freddy has 1 quarter, 2 nickels and 8 pennies. How much money does Freddy have?

2. Susie finds 5 nickels in the sand.
3. Her friend finds 1 dime and 4 pennies under the water. Which friend found the most money? Explain.

3. Frieda's friend Karen gives her 2 quarters and 3 nickels. She already had 2 dimes and 5 pennies. How much money does Frieda have now?

4. Sandy saves 1 quarter on Monday, 5 dimes on Tuesday, and 2 nickels and 8 pennies on Wednesday. How much money has Sandy saved?

5. John buys hats. On Tuesday he spends 4 dollars and on Friday he spends 7 dollars. How much money does John spend?

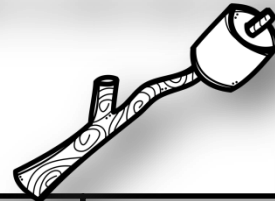
6. Ella loans Hadlee 1 quarter and 4 nickels on Saturday and 5 dimes and 4 pennies on Sunday. How much money does Ella loan Hadlee?




























7. Terri has saved \$24 dollars. If she has one-dollar bills and five-dollar bills, show two different ways she can have this combination.

3. Brady has 2 ten-dollar bills, 4 five-dollar bills, and 8 one-dollar bills. He wants to buy a surfboard and flip flops that cost \$45. Does he have enough money to buy them? Explain



S'mores Orders!



Sun.	Mon.	Tues.	Wed.	Thurs.	Fri.	Sat.
						
						
						
						
						
						



= five s'mores orders

Use the pictograph to answer the questions.

- On which day were the greatest number of s'mores ordered? _____
- On which day were the least number ordered? _____
- How many s'mores were ordered on Thursday? _____
- How many s'mores were ordered on Monday and Tuesday? _____
- On what two days were the same number of s'mores ordered?

- How many more s'mores were ordered on Wednesday than Tuesday?


The Shape of Things!

Name _____

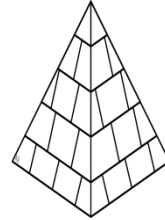
Circle the name of each solid figure.




sphere
pyramid
cone
cube




rectangular prism
pyramid
cone
cylinder



rectangular prism
pyramid
cube
sphere



rectangular prism
pyramid
sphere
cube



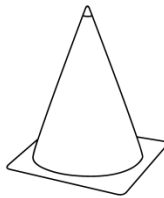
rectangular prism
pyramid
cube
cylinder



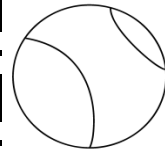
rectangular prism
sphere
cone
cylinder



rectangular prism
pyramid
cone
cube



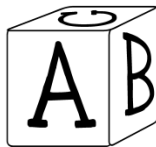
rectangular prism
pyramid
cone
sphere



pyramid
sphere
cylinder
cube




pyramid
sphere
cylinder
cube



rectangular prism
pyramid
sphere
cube

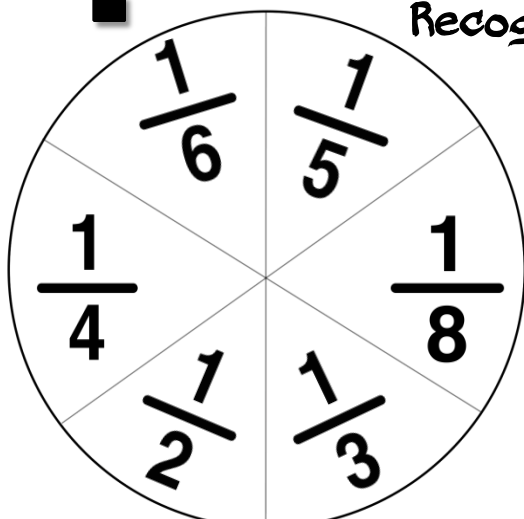


pyramid
cone
cylinder
cube



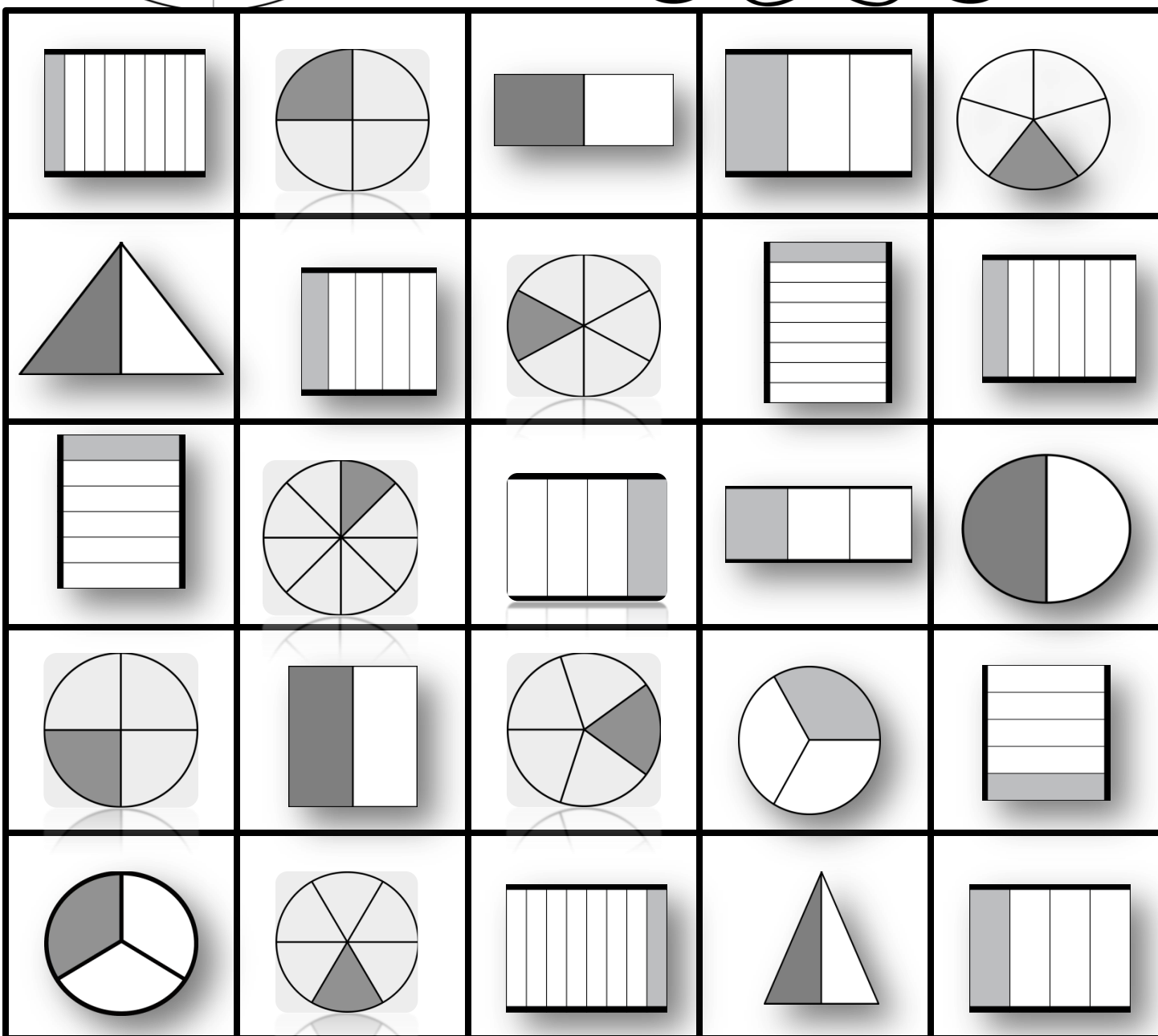
Spin It to Win It!

Recognizing Fractions!




Use a paper clip and pencil.
Spin and cover the fraction
you land on. The first player
to get 5 in a row wins!

Summer



Name _____

What do you call a dog on the beach in the summer?



Find the sum or difference. Then match the letters and numbers to solve the riddle.

d q <u>+ 9</u>	u 8 <u>+ 6</u>	i 13 <u>- 4</u>	o 8 <u>+ 7</u>	e 15 <u>- 9</u>	s 6 <u>+ 5</u>
t 11 <u>- 11</u>	r 13 <u>- 6</u>	c 8 <u>+ 2</u>	d 10 <u>+ 10</u>	p 10 <u>- 9</u>	h 13 <u>- 1</u>
f 4 <u>+ 8</u>	k 11 <u>- 6</u>	g 9 <u>+ 8</u>	j 14 <u>- 9</u>	m 13 <u>- 9</u>	l 9 <u>+ 4</u>
n 13 <u>- 8</u>	x 9 <u>+ 7</u>	y 16 <u>- 8</u>	b 9 <u>- 6</u>	q 10 <u>- 8</u>	w 17 <u>- 5</u>

_____ !
18 12 15 0 20 15 17

Rainy Input! Sunny Output!

Complete the input/output table. Write the rule.

rule _____

In	Out
13	10
18	15
12	
q	
14	



rule _____


In	Out
18	12
11	5
16	
8	
10	

rule _____

In	Out
15	7
13	5
17	
20	
10	

rule _____

In	Out
8	12
12	16
10	
16	
q	



rule _____

In	Out
10	17
13	20
11	
6	
14	

Created by Sandy

Is It Odd? Or Even?

Cut out the numbers below and glue them under the correct heading. Or write the numbers below the correct heading

Odd

Even



136

329

405

641

316

103

227

625

847

714

299

338

912

323

500

869

413

326

410

614

927

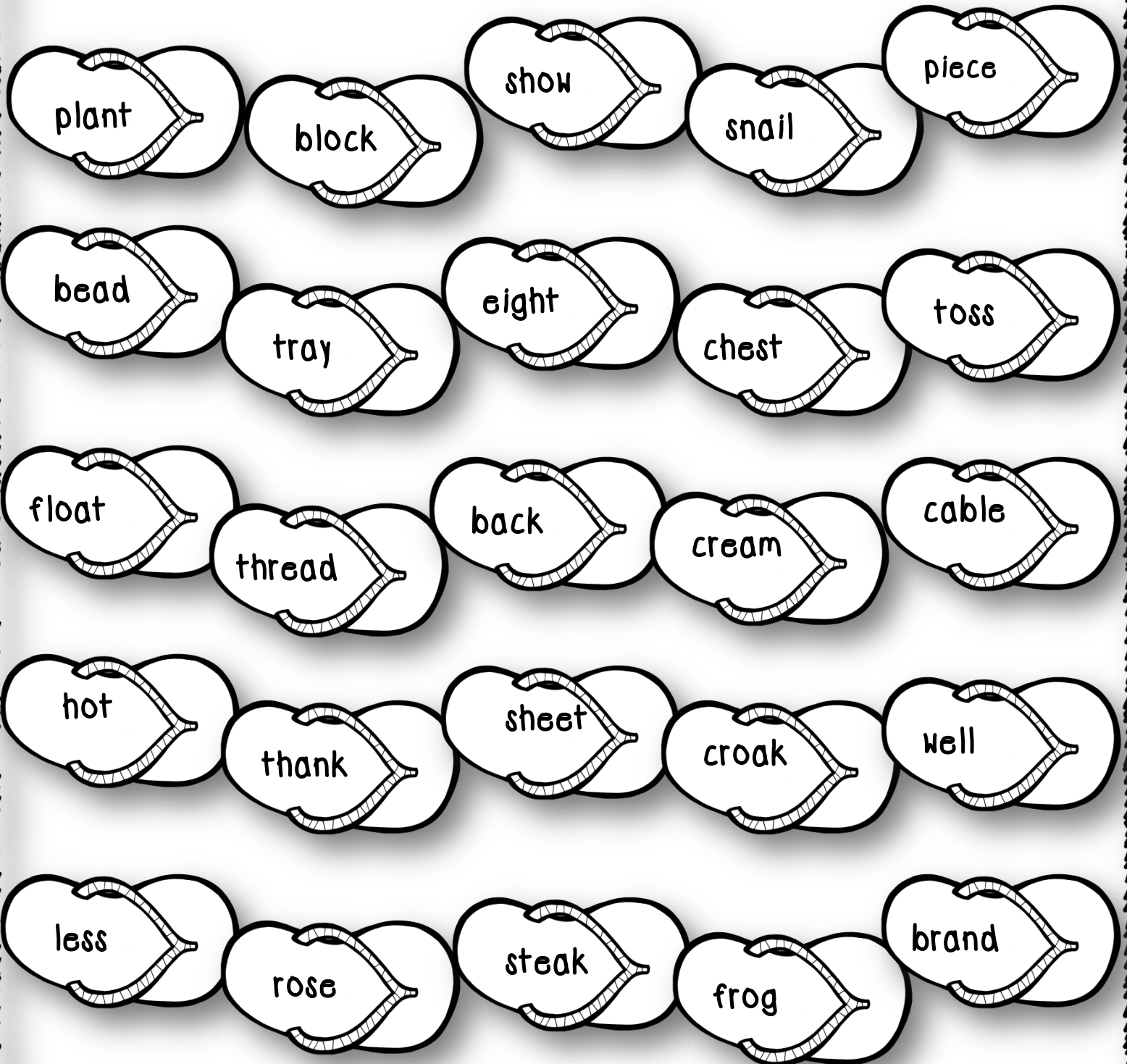
780

576

725

Flip Flopping Over Vowels!!

Color using the code.



long a words- blue
long e words- red
long o words- pink


short a words- yellow
short e words- green
short o words- orange

Summer Syllables!

Color using the code.
Spaces without a word may
be colored any color you
choose. Write a story
on the back about Sammy.

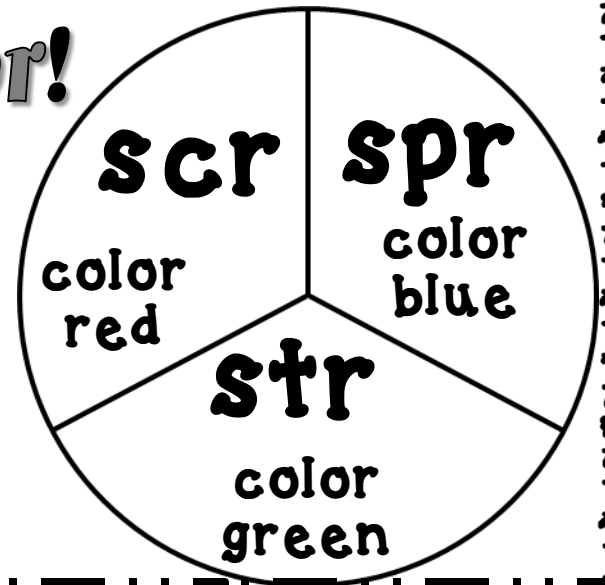
Color Code

blue = one syllable
green = two syllables
red = three syllables
yellow = four syllables



Spin Write and Color!

Spin and write the blend to complete the word. Color according to directions on the spinner. This can also be played with a partner. The first player with all their squares colored is the winner.



___ out

___ eak

___ ub

___ ead

___ ipe

___ een

___ atch

___ eet

___ aw

___ ape

___ ap

___ ipt

___ ing

___ inkle

___ amble

___ ay

___ eam

___ oke


___ eech

___ int

___ ike


___ uce

by Sandy Reeves



4 in a Row

R-Controlled Vowels



A game for 2 players. Directions: Take turns reading and covering words. The first player to cover 4 in a row wins, but watch out because your opponent will try to block you! If you can't read the word choose another word or lose a turn.

clerk	birch	blurt	alarm	born
army	forget	fern	birth	burger
form	jerk	dirty	burst	artist
firm	church	cart	north	pert
surf	charm	storm	serve	twirl
party	short	verse	third	curb



Use Collective Nouns!










You know that a noun is a person, place, animal or thing. But what is a collective noun? A collective noun is a group of people, places, animals or things such as class, flock or forest.

Directions: Color each noun blue and each collective noun green.

kid	herd	bouquet	snake	boy
army	sun	fern	team	ball
squad	beach	ocean	group	artist
bunch	church	car	colony	pet
park	troop	gang	turtle	pool
people	shirt	sandal	tribe	audience

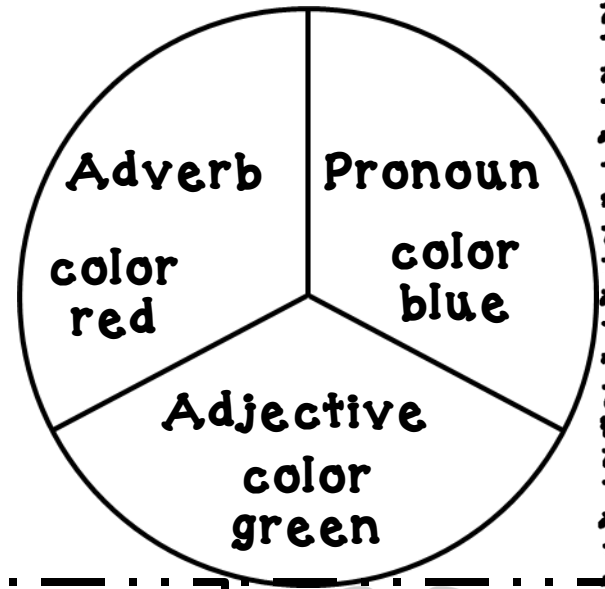
Irregular Plural Nouns!

Color the two pails with singular and plural nouns the same color. You will need 8 different colors.



SPIN and Color!

Spin and color according to directions on the spinner.
This can also be played with a partner. The first player
with all their squares colored is the winner.



happily

calmly

pretty

myself

silent

yourself

quietly

shy

himself

nicely

messy

herself

quickly

bright

themselves

joyfully

busy

loudly

sweet

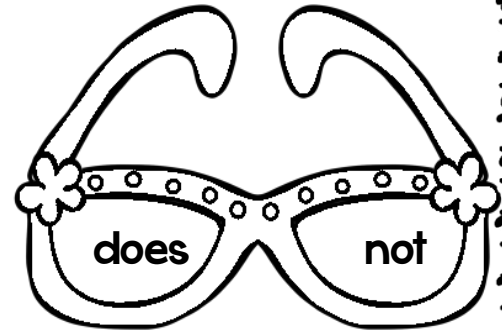
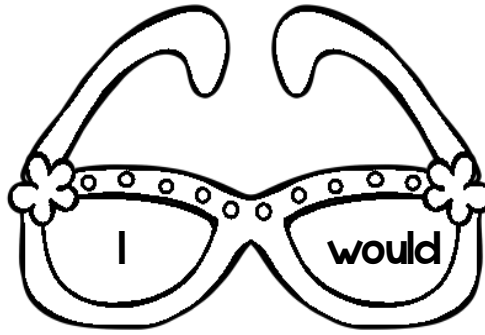
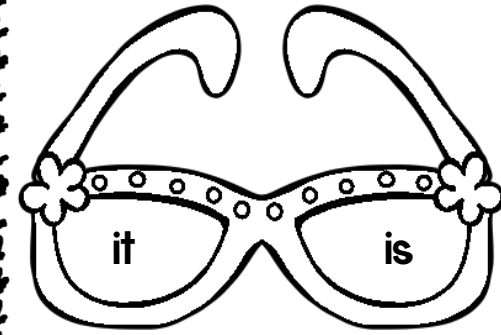


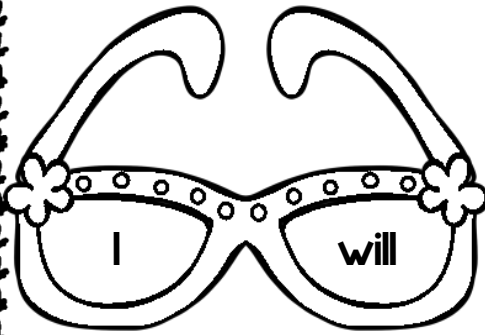
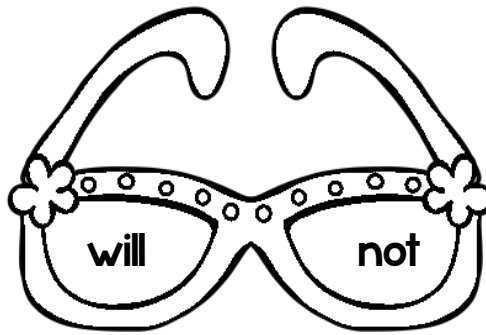

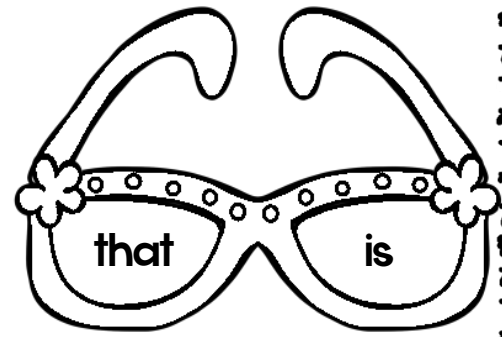
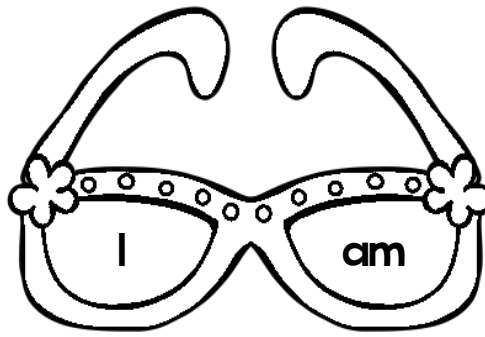

sadly

itself

heavy


Contraction shades!

Write the contraction.





Capital Craze



Use a yellow crayon to highlight all the words below that should be capitalized. Write the words correctly on the lines.

kentucky

school

texas

reverend dave

cat

today

larry

july 4th

mr. simms

hello

new year's day

august

u.s.a

boy

tuesday

dr. smith

road

month

stevi

bruno

junie b. jones goes to school

1. _____
2. _____
3. _____
4. _____
5. _____
6. _____
7. _____

8. _____
9. _____
10. _____
11. _____
12. _____
13. _____
14. _____

Super Power Words!



Read each sentence and color the correct meaning of the underlined word.

1. Superheroes can fly.



insect

move
through
the air

2. Superheroes swim through waves to reach someone in need.

use
hand to
say hellopart
of
ocean

3. Superheroes seal the deal.

close

animal

4. Some superheroes are ten feet tall.

measure
of
heightbody
part

5. Many superheroes can lift over one thousand pounds.

hammer

measure
of
weight

6. One thing a superhero does is they try to keep people safe.

free
from
harmplace
for
money

7. Often superheroes will track down people who have broken the law.

to look
for some-
onea
path

8. Sometimes a superhero will take a break.

a
brief
restto
smash



Name _____

What position did Batman play
on his little league team?

Write a homophone for each word. Then write the letter of the matching answer below to find the punch line.

a write _____	u would _____	i weak _____	o weigh _____	e tail _____	s son _____
t soar _____	r sew _____	c sale _____	d road _____	p red _____	h plane _____
f pane _____	k steak _____	g pear _____	j pale _____	m one _____	l meat _____
n mail _____	x maid _____	y there _____	b waist _____	q stair _____	w piece _____

_____ plain _____ tale _____ peace _____ right _____ sun _____ sore _____ plain _____ tale

_____ waste _____ right _____ sore _____ waste _____ way _____ their _____ !

ARE YOU Joking?

Shade the word that matches the definition. Then use your answers to solve the riddle by writing each letter on its matching numbered line below.

- ## 1. the act of judging

a judge
d judgment
c judging

2. full of beauty

t beautiful
l beauty
r beautify

- ### 3. one who acts

n action
d acts
i actor

- #### 4. the act of entertaining

(s) entertainment
(g) entertaining
(h) entertainer

5. full of respect

n respects
x respectful
i respected

6. one who teaches

(k) teaching
 (m) teach
 (a) teacher

- ## 7. the act of placing

(p) places
 (r) placed
 (u) placement

8. full of color


e colorful
g coloring
s colored

9. one who drives

y driver
a driving
z drives

10. the act of being amazed

(v) amazed
 (n) amazement
 (w) amazing



What is the best day to go to the beach?



9

COOL COMPOUNDS

Circle each compound word with a blue crayon, then write it on the ice cream. Use five to write sentences on the back.



Summer Fun Tic-Tac-Toe!

Super Sunny Summer!

Choose a fun activity to complete. Mark it with an X or an O. Continue working to form a tic-tac-toe by completing three activities in a row. When those are done try getting another tic-tac-toe by completing three more. And so on....



List 10 words
that describe
summer.

Draw a summer
scene and write a
story about it.

Finish this
sentence.

This summer
I will...

Write a story
and draw a picture.

Design a new
ride for the
fair.

Draw a
picture and write
a story.

Write a
sentence that
begins with each
letter in
summer.
(Acrostic Poem)
Illustrate!

Write 10 words
that remind you
of summer.
Trace the vowels
with a blue
crayon and the
consonants with red.

List types of
weather you
experience during
June. Choose
one to illustrate
and write about.

Write a recipe
for your favorite
summer food.
Draw a
picture of you and
your friends
eating it.

Write about a
day of swimming
with friends or
family. Illustrate.

Write 5 or more
facts you know
about the 4th of
July.
Choose one to
write about and
illustrate.

Summer Journal Prompts

W.2.5

I made these so students could cut them out and glue them inside their journals on Monday, then work on their writing as time permits. You may prefer to cut them apart and give them out each day. I will have the kids highlight the prompt they chose.

Day 1- Write about going on vacation with your family. Include details about where you went and what you did. Illustrate and color.

Or write 10 or more adjectives describing summer. Draw a summer scene and write about what might be happening.

Day 2- Write about a trip to the ocean. Tell about the animals and habitat you will see. Illustrate and color.

Or imagine you are a fish. Write a story from his or her point of view. Illustrate and color.

Day 3- Write about a day swimming with your friends. Be sure to include a beginning, middle and end. Illustrate and color.

Or write about your favorite summer memory. Illustrate and color.

Day 4- Design a new skateboard. Write about how you will use it in a big competition. Illustrate and color.

Or write about how to build and live in a treehouse. Use first, next, then, last. Illustrate and color.

Day 5- Write about a fun snow day when school was canceled. Illustrate and color.

Or make a poster advertising a winter day of fun. Color.

First _____

Detail _____

Next _____

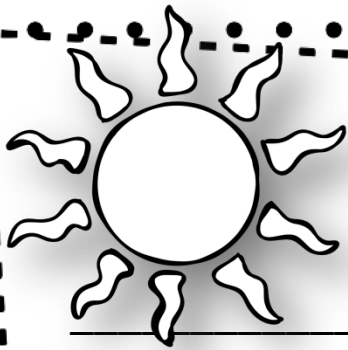
Detail _____

My favorite thing to do in the
summer _____


Finally _____

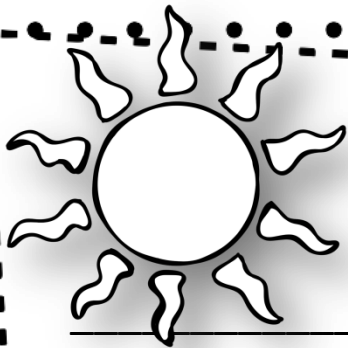
Detail _____

Feeling Sentence




A series of horizontal lines for writing, spanning the width of the page. The lines are evenly spaced and extend from the left margin to the right margin.





A series of horizontal lines for writing, spanning the width of the page.



Somebody, Wanted, But, So . . .

Read a fun summer book. Use this sheet to write a summary of the story. Draw and color a picture on the back.

Somebody _____

Wanted _____

But _____

So _____

Then _____



Questions, Questions?

Title _____

Read any story and use the text to answer the following questions.



Who is the main character?

What did the character want?

Where was the character?

When did this happen?

Why did the character want this?

How was the problem solved?

Super Sequencing

Directions: Read any book and complete the following by writing and illustrating a sentence for each part.

Title _____



First



Next




Then



Last



Summarize the Story



Title _____

Somebody

(Who is the main character?)

Illustrate

Wanted

(What did the character want?)

Illustrate

But

(What was the problem?)

Illustrate

So

(How did the character try to solve the problem?)

Illustrate

Summarize the Story

Title _____


Continued

Then....

(How was the problem solved?)

Illustrate

Describe the main character.



Story Events

Interactive Notebook

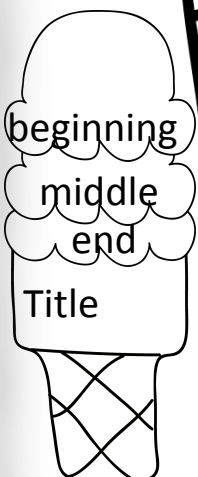
Cut out each piece. First, glue the cone into your notebook. Next glue each scoop of ice cream above the cone so that the words are visible. **Just put glue at the top of each scoop so that they can be lifted to write under them.** Under each scoop write the order of events in the story.

Beginning

Title:

Middle

End



Who is
telling
the
story?

What is
the mood
or feeling
of the
story?

Who is
speaking
in the
story?


What is
the
author's
purpose?

Be a Super Reader!

Fold the Flip Flap book down the middle. Cut on the dotted lines to make the flaps.
Use the story to answer each question. Write your answer under the flaps.
Be sure to RAP when you write your answer.

Title _____

Name _____



Sandy Reeves
@Second Chance

Sum up a Paragraph

Directions: Read any book and complete the following.

Text Title _____

Main Idea of paragraph # _____

Circle 2 key words in the main idea, and write them below.

A key detail from paragraph # _____

A key detail from paragraph # _____



Story # 2

Title: _____

Both

Story # 1


Title: _____

How Do They Compare?

Fold the Flip Flap book down the middle. Cut on the dotted lines to make the flaps. Use the Venn Diagram to Compare and Contrast two fictional stories. Write the titles on the flaps, then write your answers under the flaps.

Name _____

Sandy Reeves
@Second Chance



RL.2.9,


Summer Reading Log

Color a number for every book you read during the summer!!!

1	2	3	4	5	6	7	8	9	10
11	12	13	14	15	16	17	18	19	20
21	22	23	24	25	26	27	28	29	30
31	32	33	34	35	36	37	38	39	40
41	42	43	44	45	46	47	48	49	50
51	52	53	54	55	56	57	58	59	60
61	62	63	64	65	66	67	68	69	70
71	72	73	74	75	76	77	78	79	80
81	82	83	84	85	86	87	88	89	90
91	92	93	94	95	96	97	98	99	100

Build your reading stamina. Try to read without interruptions for each of the times shown below. Add a little more time each opportunity you have to read. Color as you reach each goal. Try to make it to one entire hour without interruptions!!!

5 minutes	10 minutes	15 minutes	20 minutes	25 minutes
30 minutes	40 minutes	45 minutes	50 minutes	ONE HOUR! Yay! You made it!!



Summer Word Search

Circle the words in the puzzle. They may be across, down or diagonal. Some are even backward! Mark the words out as you find them.

s	u	n	s	h	i	n	e	o	t	c	t	w	o	n	s
u	i	d	o	g	f	b	a	t	e	a	b	o	d	v	i
m	e	n	p	o	o	l	t	r	u	m	r	i	j	s	b
m	k	a	t	e	r	e	o	a	t	p	r	r	k	y	f
e	r	s	l	e	d	r	a	z	o	i	i	a	t	e	i
r	e	c	o	o	k	o	u	t	e	n	c	c	o	g	s
r	a	a	s	s	n	e	d	i	d	g	s	a	n	d	h
n	t	r	p	a	a	r	r	v	o	a	p	i	e	t	i
t	v	a	c	a	t	i	o	n	g	w	l	c	m	o	n
a	o	t	r	z	o	o	e	h	l	r	a	e	f	y	g
b	n	n	z	k	b	o	t	b	m	l	s	f	r	l	l
e	u	i	d	g	e	c	a	r	i	i	h	a	o	h	o
f	l	p	i	c	n	i	c	e	w	e	s	b	a	l	l
b	e	a	c	h	a	t	l	d	s	o	t	r	t	g	e

Word Box

summer

sunshine

beach

swim

camping

cookout

fun

sand

splash

vacation

bikes

fishing

pool

picnic

zoo

ball

Summer Word Search

Circle the words in the puzzle. They may be across, down or diagonal. Some are even backward! Mark the words out as you find them.

s	u	n	s	h	i	n	e	o	t	c	t	w	o	n	s
u	i	d	o	g	f	b	a	t	e	a	b	o	d	v	i
m	e	n	p	o	o	l	t	r	u	m	r	i	j	s	b
m	k	a	t	e	r	e	o	a	t	p	r	r	k	y	f
e	r	s	l	e	d	r	a	z	o	i	i	a	t	e	i
r	e	c	o	o	k	o	u	t	e	n	c	c	o	g	s
r	a	a	s	s	n	e	d	i	d	g	s	a	n	d	h
n	t	r	p	a	a	r	r	v	o	a	p	i	e	t	i
t	v	a	c	a	t	i	o	n	g	w	l	c	m	o	n
a	o	t	r	z	o	o	e	h	l	r	a	e	f	y	g
b	n	n	z	k	b	o	t	b	m	l	s	f	r	l	l
e	u	i	d	g	e	c	a	r	i	i	h	a	o	h	o
f	l	p	i	c	n	i	c	e	w	e	s	b	a	l	l
b	e	a	c	h	a	t	l	d	s	o	t	r	t	g	e

Word Box

summer

sunshine

beach

swim

camping

cookout

fun

sand

splash

vacation

bikes

fishing

pool

picnic


zoo

ball

Summer... Student Bingo

Write a word in each box to make your bingo card.


August	fishing	jump ropes	sandal	shorts
beach	flipflops	movies	sun	vacation
bikes	fun	parades	sunglasses	fair
camping	hula hoops	parties	fishing	mow
carnival	ice cream	picnics	ball	cookouts
fireflies	June	pools	parks	sand
fireworks	July	summer	baseball	garden



Summer... Student Bingo

Write a word in each box to make your bingo card.


August	fishing	jump ropes	sandal	shorts
beach	flipflops	movies	sun	vacation
bikes	fun	parades	sunglasses	fair
camping	hula hoops	parties	fishing	mow
carnival	ice cream	picnics	ball	cookouts
fireflies	June	pools	parks	sand
fireworks	July	summer	baseball	garden



Summer... Student Bingo

Write a word in each box to make your bingo card.

August	fishing	jump ropes	sandal	shorts
beach	flip flops	movies	sun	vacation
bikes	fun	parades	sunglasses	fair
camping	hula hoops	parties	fishing	mow
carnival	ice cream	picnics	ball	cookouts
fireflies	June	pools	parks	sand
fireworks	July	summer	baseball	garden



Summer Bingo.... Calling Cards


Copy on cardstock and laminate then cut apart. *Hint, I usually have the kids place their finished bingo cards in a plastic sleeve, and use counters or dry erase markers to cover words that have been called. This eliminates the temptation my sweet kiddos have of erasing and changing words during the game. ☺

August	fishing	jump ropes	sandal	shorts
beach	flip flops	movies	sun	vacation
bikes	fun	parades	sunglasses	fair
camping	hula hoops	parties	fishing	mow
carnival	ice cream	picnics	ball	cookouts
fireflies	June	pools	parks	sand
fireworks	July	summer	baseball	garden

Giving credit

www.scrappindoodles.com

www.mycutegraphics.com



<http://www.teacherspayteachers.com/Store/Zip-a-dee-doo-dah-Designs>



Thanks so much for purchasing this packet. I hope you find it to be exactly what you were looking for.

Please feel free to contact me with any questions or concerns at sandy.reeves@fleming.kyschools.us or through the questions section of TPT.

Hope you have an amazing summer!

Sandy Reeves