
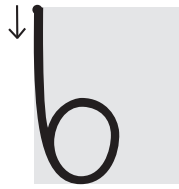


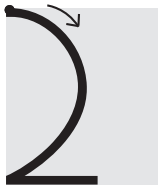
Number Formation Chart



- 1 starts in the Starting Corner.**
- 1 makes a Big Line down.
- 1 stops in the corner.




- 6 starts in the Starting Corner.**
- 6 is a baby bear.
- 6 goes down to curl up in the corner.
- 6 is hibernating.




- 2 starts in the Starting Corner.**
- 2 makes a Big Curve.
- 2 stops in the corner.
- 2 walks away on the bottom.



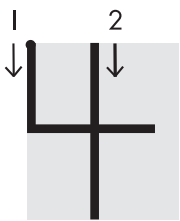
- 7 starts in the Starting Corner.**
- 7 makes a Little Line across the top.
- 7 says, "I better slide down."



- 3 starts in the Starting Corner.**
- 3 makes a Little Curve to the middle.
- 3 makes another Little Curve to the bottom corner.



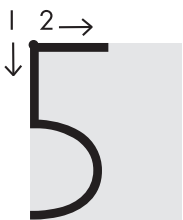
- 8 is different.**
- 8 doesn't like corners.
- 8 starts at the top center.
- 8 begins with S and then goes home.




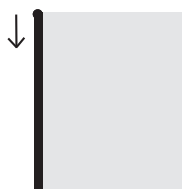
- 4 starts in the Starting Corner.**
- 4 makes a Little Line down to the middle.
- 4 walks across the dark night.
- 4 jumps to the top and says, "I did it." (Big Line down)



- 9 is so special.**
- 9 has its own corner.
- 9 makes a Little Curve and goes up to the corner.
- 9 makes a Big Line down.



- 5 starts in the Starting Corner.**
- 5 makes a Little Line down to the middle. It starts to rain.
- 5 makes a Little Curve around.
- 5 puts a Little Line on top to stop the rain.



- 10 uses two places.**
- 1** comes first.
- 0** is next.
- 0** starts at the top center.
- 10** is finished.