


Home Fine Motor and Letter Practice for Home




Magic c

up like a

bump


back down bump




dive down

swim up and over

around bump



Magic c



Magic c

up like a

up higher


back down bump

start

hit the ball

run the bases


stop



At first, curve up. Then go straight down.

down bump the line

cross




Magic c

up like a

back down

turn



dive down

swim up and over

down

Dots for you!

dot

down bump

Dots for you!

dot

down

turn


down bump the line

kick!

slide away

Start at the top!


down bump the line



start with n

swim up and over

down (n has two humps)




dive down

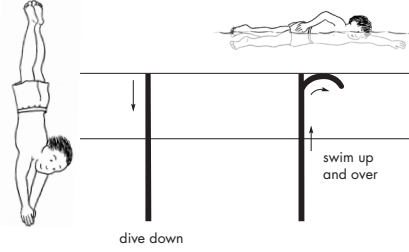
swim up and over

down (n has one hump)


Home Fine Motor and Letter Practice for Home



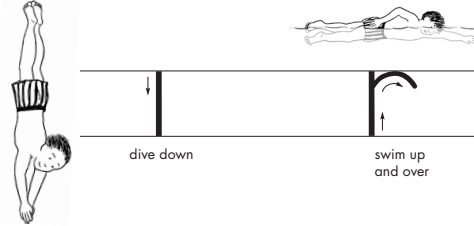
Magic c keep on going stop




dive down swim up and over around bump



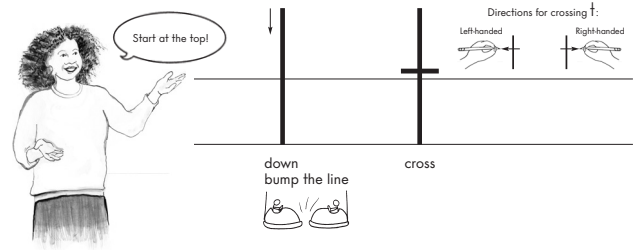
Magic c bump up like a back down U turn



dive down swim up and over




little Magic c turn down curve around




Start at the top!

Directions for crossing T:
Left-handed Right-handed


down bump the line cross




bump down, travel, up back down bump




slide down slide up



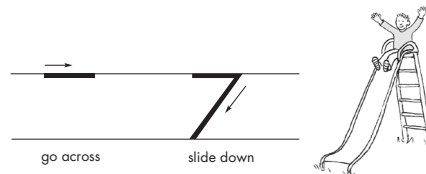
slide down and up slide down and up



slide down slide down



slide down slide down



go across slide down go across