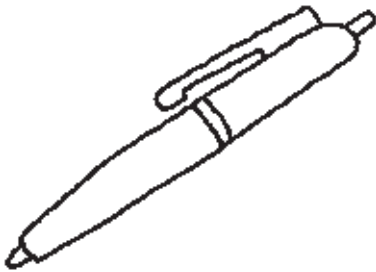
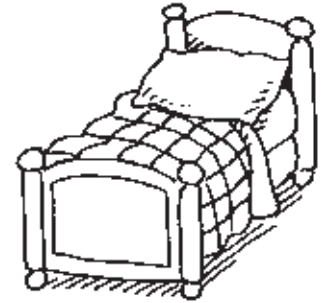



Name _____




Copyright © The McGraw-Hill Companies, Inc.

Phonemic Awareness: /ē/

Say the name of each picture. Put a marker on each picture if its name has the /ē/ sound.



Name _____



1.



m e

2.



w _____ d

3.



p _____ k

4.



P _____ t

Phonics: /ē/e_e, ee, e


Say the name of each picture. Then write the letters that stand for long e in each picture name.

Name _____

1.



2.



3.



Copyright © The McGraw-Hill Companies, Inc.

Comprehension: Key Details

Think about the story *All Kinds of Families!* Look at the pictures in each row. Circle the pictures that belong in the same family. Talk to a partner about how the pictures you circled belong in a family.



Name _____

beep Pete feed

1.



beep

2.




3.



Phonics: Blending -eep, -ete, -eed
Blend the sounds and say the word. Write the word. Repeat the word.

Name _____



It does fit in here!

Come and see!

High Frequency Words: come, does
Read the book aloud to a partner. Reread for fluency.

4

Unit 10: Thinking Outside the Box • Week 2

Copyright © The McGraw-Hill Companies, Inc.

Come and See




Can you help me?

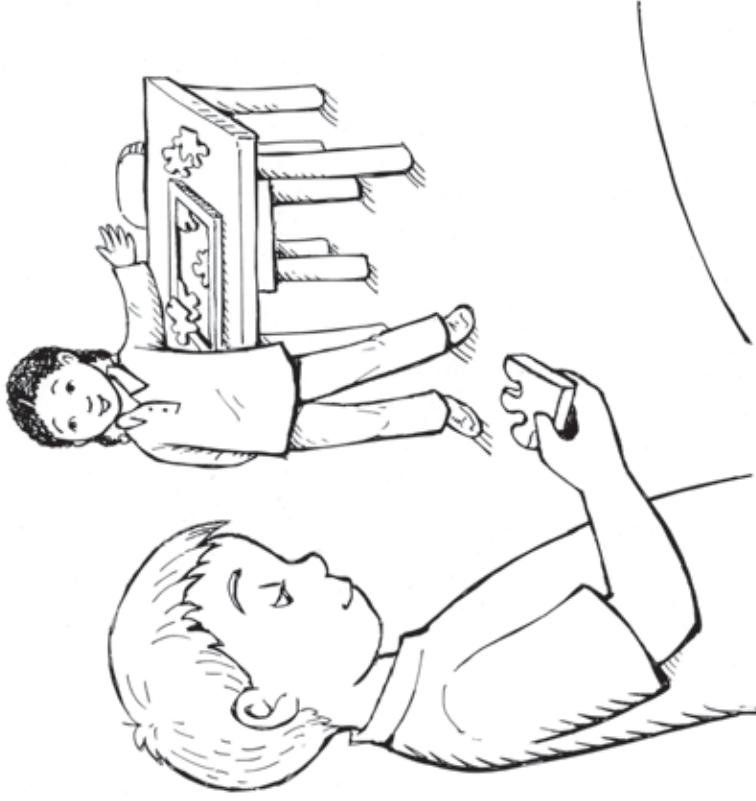
Where does it go?

Copyright © The McGraw-Hill Companies, Inc.

1




Does it fit here?
No, it does not fit.




Come and see this!
Does it go in here?

Name _____

1.



2.



3.




Category Words: Opposites

In each row, put a marker on the two pictures that show opposites.
Say the names of the pictures that show opposites.



Name _____



1. I see a bee.

2. _____



3. I see Eve.

4. _____

Copyright © The McGraw-Hill Companies, Inc.

Handwriting: Sentences with /ē/e_e, ee
Say each word as you trace it and write it. Then read each sentence to a partner.