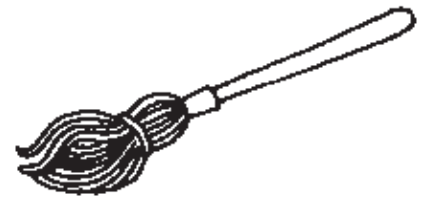
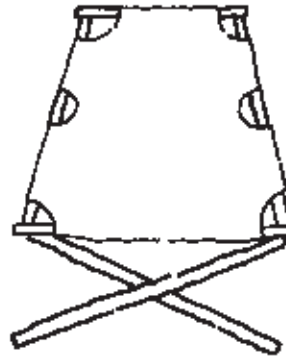
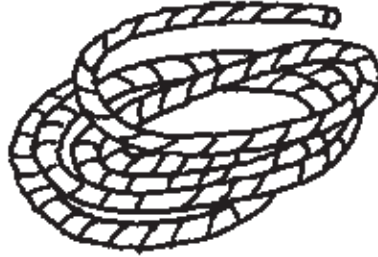



Name \_\_\_\_\_




Copyright © The McGraw-Hill Companies, Inc.

**Phonemic Awareness: /ō/**

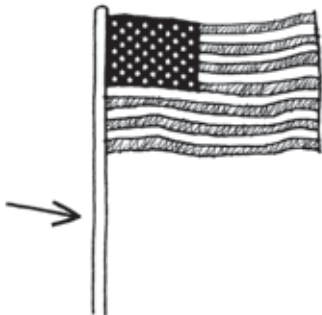
Say the name of each picture. Put a marker on each picture if its name has the /ō/ sound.



Name \_\_\_\_\_



1.



\_\_\_\_\_

p o l e

\_\_\_\_\_

2.



\_\_\_\_\_

c n

\_\_\_\_\_

3.

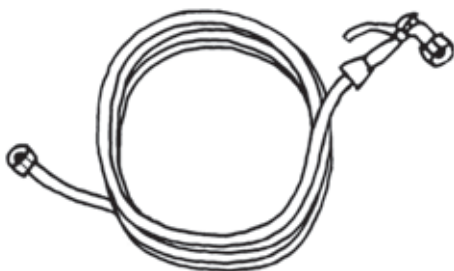


\_\_\_\_\_

r b

\_\_\_\_\_

4.



\_\_\_\_\_

h s

\_\_\_\_\_

Phonics: /ō/o\_e

Say the name of each picture. Then write the letters that stand for long o in each picture name.

Name \_\_\_\_\_

1.



\_\_\_\_\_

-----

\_\_\_\_\_

2.



\_\_\_\_\_

-----

\_\_\_\_\_

3.



\_\_\_\_\_

-----

\_\_\_\_\_

Copyright © The McGraw-Hill Companies, Inc.

**Comprehension: Connections Within Text**

The pictures show the steps a baker uses to make bread. Think about the steps in the order they happen. Write 1, 2, or 3 next to the picture that matches the order. Talk with a partner about each step.



Name \_\_\_\_\_

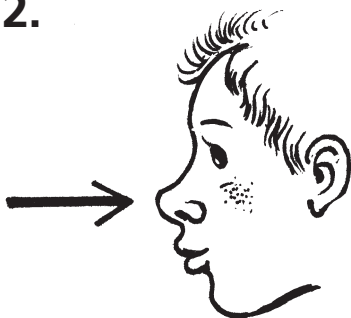
mole nose note

1.




mole

2.



\_\_\_\_\_


3.



\_\_\_\_\_

Phonics: Blending *-ole, -ose, -ote*  
Blend the sounds and say the word. Write the word. Repeat the word.

Name \_\_\_\_\_



Look, it is big.

Where can it go?

**High Frequency Words: where, look**

Read the book aloud to a partner. Reread for fluency.

4

Unit 9: How Things Change • Week 3

Copyright © The McGraw-Hill Companies, Inc.

# Look at This!




Look, it is little.

What is it?

Copyright © The McGraw-Hill Companies, Inc.

1



Copyright © The McGraw-Hill Companies, Inc.

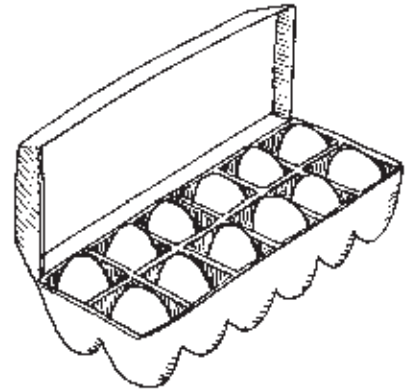
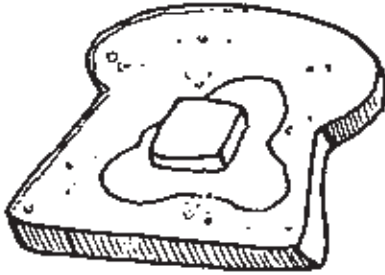
It is in the sun.  
It is hot.



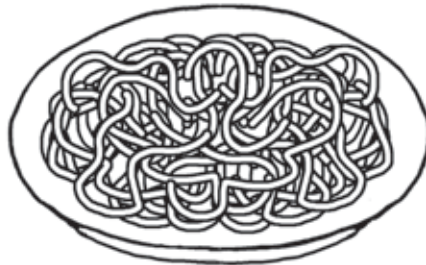
Look, it has a bud.  
Can you see it?

Name \_\_\_\_\_

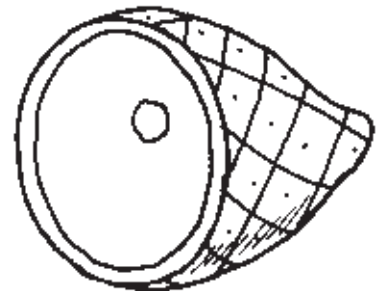
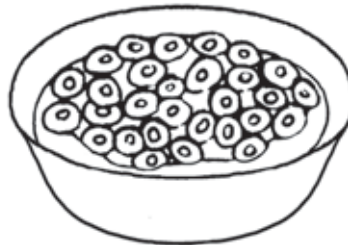
1.



2.



3.




**Category Words: Foods Made From Grain**

Put a marker on each picture that shows a food made from grain.  
Name each food. Tell which foods made from grain you like to eat.



Name \_\_\_\_\_



1. It is a rose.

2.



3. I dig a hole.

4.

Copyright © The McGraw-Hill Companies, Inc.

**Handwriting:** Sentences with /ō/o\_e

Say each word as you trace it and write it. Then read each sentence to a partner.