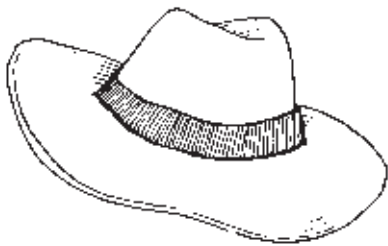
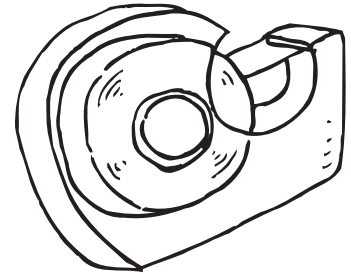



Name _____



Copyright © The McGraw-Hill Companies, Inc.

Phonemic Awareness: /i/

Say the name of each picture. Put a marker on each picture if its name has the /i/ sound.




Name _____

5


i y (i_e)
igh ie

1.



v i n e

2.




b t

3.



f v

4.




b k

Phonics: /i/i_e


Say the name of each picture. Then write the letters that stand for long *i* in each picture name.

Name _____


1.



2.



3.



Comprehension: Character, Setting, Plot

Look at the pictures about the story *Hen Hears Gossip*.

1. Circle the picture that shows the character who loves to gossip.
2. Circle the picture that shows where the story happens.
3. Circle the picture that shows what really happens to one of the animals.



Name _____

hike hive time

1.



time

2.

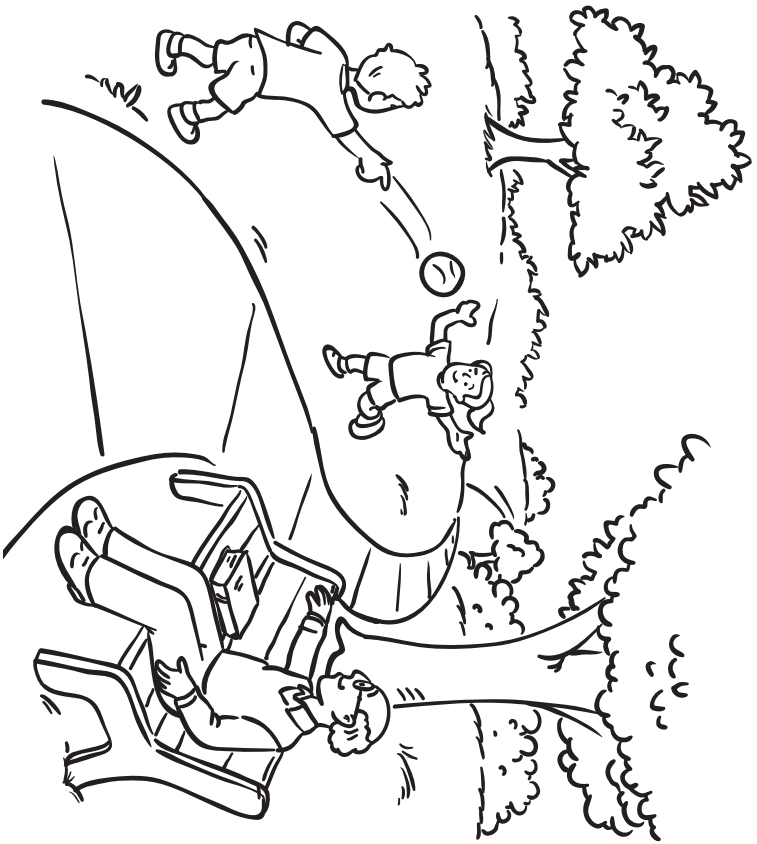


3.



Phonics: Blending -ime, -ike, -ive
Blend the sounds and say the word. Write the word. Repeat the word.

Name _____



They can play here!

Copyright © The McGraw-Hill Companies, Inc.

High Frequency Words: *play, has*
Read the book aloud to a partner. Reread for fluency.

4

Unit 9: How Things Change • Week 2

We can play!



We can not play here.

Copyright © The McGraw-Hill Companies, Inc.


1



Copyright © The McGraw-Hill Companies, Inc.

We can help.





He has a big sack.



She has a big sack, too.

We put the sack in a bin.

Name _____



Copyright © The McGraw-Hill Companies, Inc.

Category Words: Farm Animals

Put a marker on each picture that shows a farm animal. Name each farm animal and make the sound it makes.



Name _____

5

i y i_e
igh ie



1. I like Mike.

2.

5

3. He is five.

4.

Handwriting: Sentences with /i/i_e

Say each word as you trace it and write it. Then read each sentence to a partner.