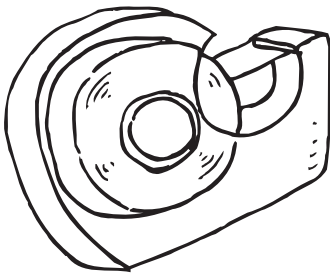


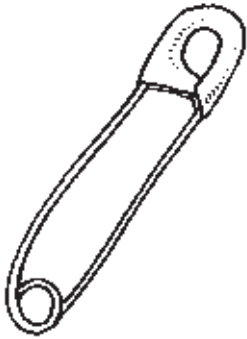




Name \_\_\_\_\_



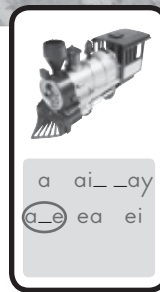
Copyright © The McGraw-Hill Companies, Inc.

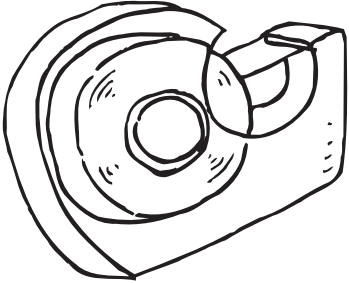
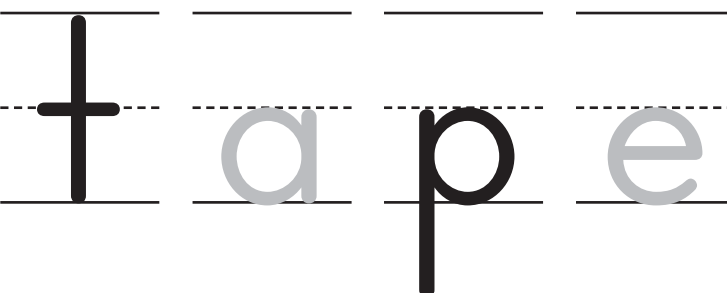
**Phonemic Awareness: /ā/**


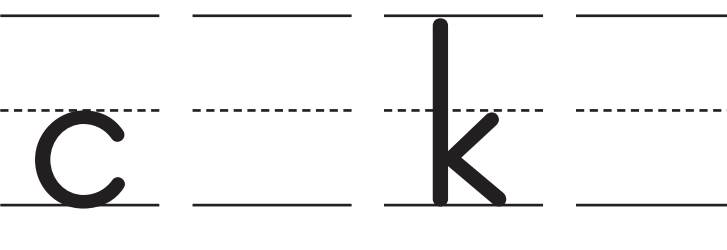
Say the name of each picture. Put a marker on each picture if its name has the /ā/ sound.


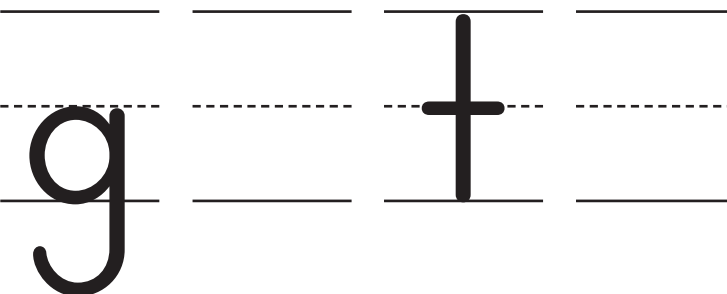



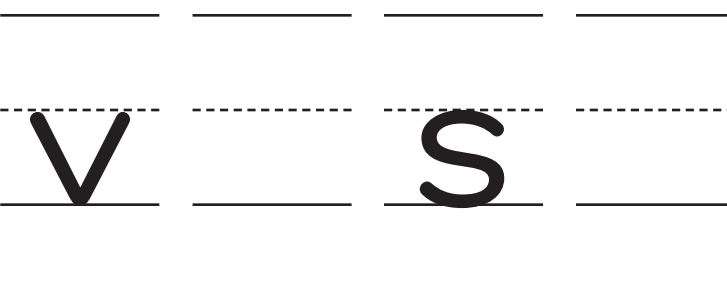
Name \_\_\_\_\_



1.  

2.  

3.  


4.  

Phonics: /ā/a\_e


Say each picture name. Then write the letters that stand for long *a* in each picture name.

Name \_\_\_\_\_


1.



2.



3.



**Comprehension: Character, Setting, Plot**

Look at the pictures about the story *Peter's Chair*.


1. Circle the picture that shows to whom the chair belongs.
2. Circle the picture that shows where the story happens.
3. Circle the picture that shows what Peter does with his chair.



Name \_\_\_\_\_

date name bake

1.




date

2.



\_\_\_\_\_


3.



\_\_\_\_\_

Phonics: Blending *-ate, -ame, -ake*  
Blend the sounds and say the word. Write the word.  
Repeat the word.

Name \_\_\_\_\_



“I like to help!”

“I like to help, too!”

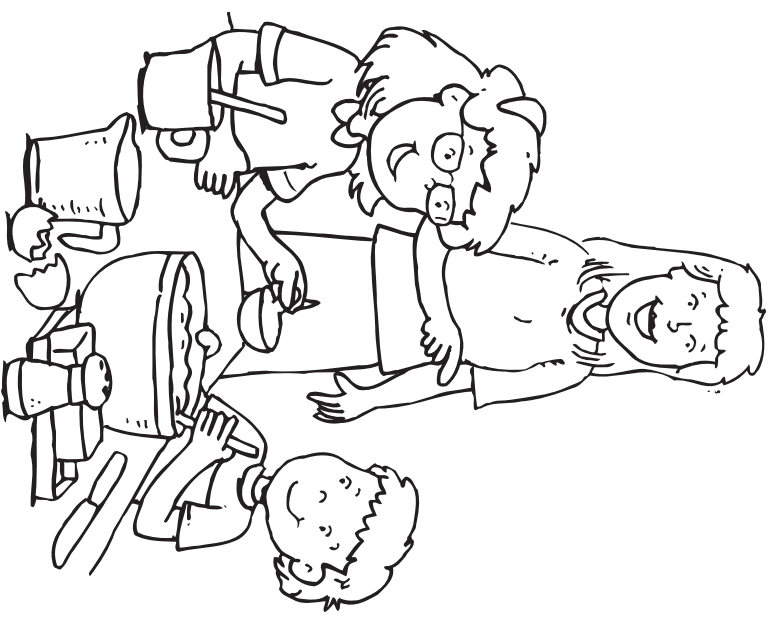
**High Frequency Words: help, too**  
Read the book aloud to a partner. Reread for fluency.

4

Unit 9: How Things Change • Week 1

Copyright © The McGraw-Hill Companies, Inc.

# I Want to Help!




Pam can help mix.

Mack can mix, too.


Copyright © The McGraw-Hill Companies, Inc.

1



Pam can help cut.

Mack can cut, too.

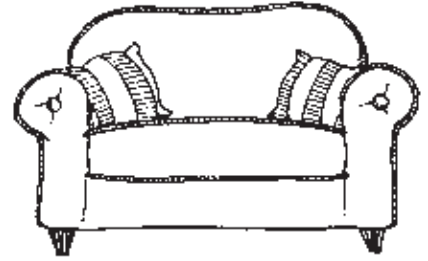
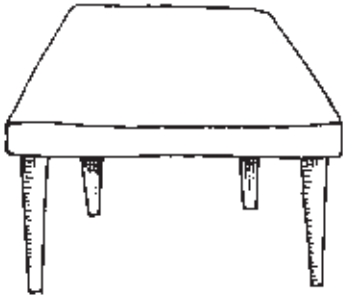


Mom can help bake it.


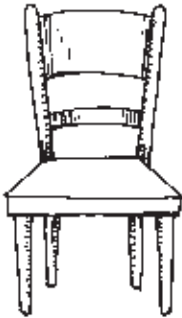
“Can we help?”

Name \_\_\_\_\_




1.



2.



3.




Copyright © The McGraw-Hill Companies, Inc.

**Category Words: Household Furniture**


Put a marker on each picture that shows a piece of furniture. Name each piece of furniture. Tell what you can do with each one.



Name \_\_\_\_\_




a ai \_ ay  
a\_e ea ei



1. It is a game.

2. \_\_\_\_\_



3. It is a gate.

4. \_\_\_\_\_

Copyright © The McGraw-Hill Companies, Inc.

**Handwriting:** Sentences with /ā/a\_e  
 Say each word as you trace it and write it. Then read each sentence to a partner.