
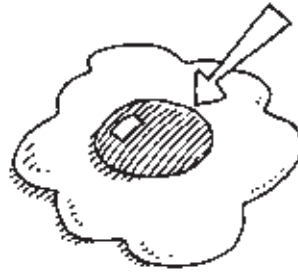
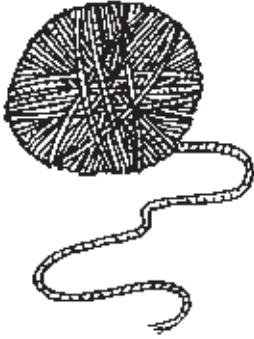


Name _____



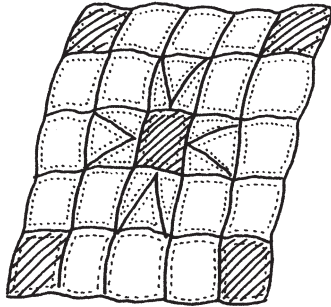

Copyright © The McGraw-Hill Companies, Inc.

Phonemic Awareness: /y/


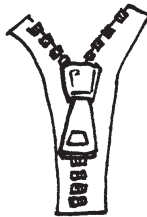

Say the name of each picture. Put a marker on each picture if its name begins with the /y/ sound.



Name _____



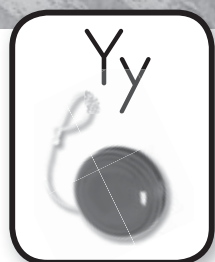
0



Copyright © The McGraw-Hill Companies, Inc.

Phonemic Awareness: /z/

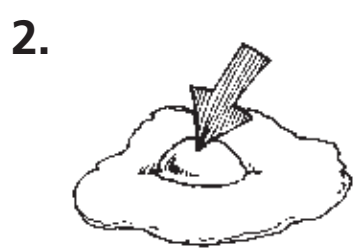
Say the name of each picture. Put a marker on each picture if its name begins with the /z/ sound.




Name _____

















Copyright © The McGraw-Hill Companies, Inc.

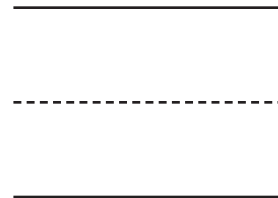
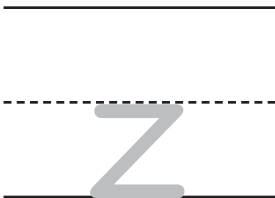
Phonics: /y/y
Say the name of each picture. Write the letter y next to each picture whose name begins with the /y/ sound.



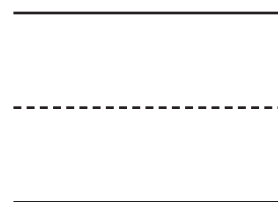
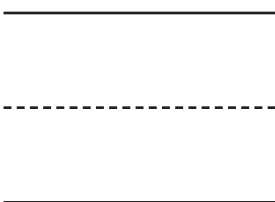
Name _____



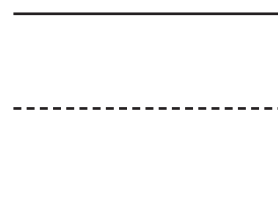
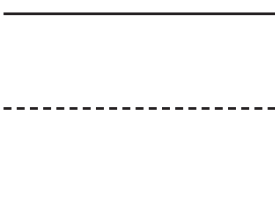
1.



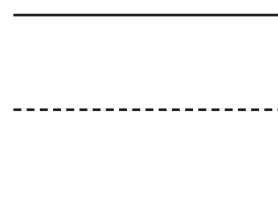
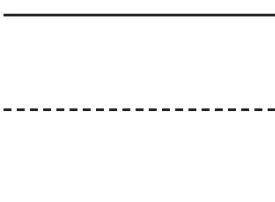
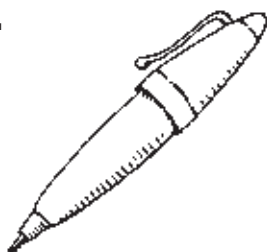
2.



3.



4.




Phonics: /z/z


Say the name of each picture. Write the letter z next to each picture whose name begins with the /z/ sound.

Name _____

1.



2.



3.



Comprehension: Main Topic and Key Details


Look at the pictures about the selection *Ana Goes to Washington, D.C.*
 Circle the picture in each row that shows a key detail about the main topic
 of the selection. Talk with a partner about why you circled each picture.



Name _____


zip yum yak

1.



yak

2.



3.




Copyright © The McGraw-Hill Companies, Inc.

Phonics: Blending /y/y, /z/z

Blend the sounds and say the word. Write the word. Repeat the word.

Name _____



“We can do this!”

High Frequency Words: *this, what*
Read the book aloud to a partner. Reread for fluency.

4

Unit 8: From Here to There • Week 2

Copyright © The McGraw-Hill Companies, Inc.

What Can You Do?

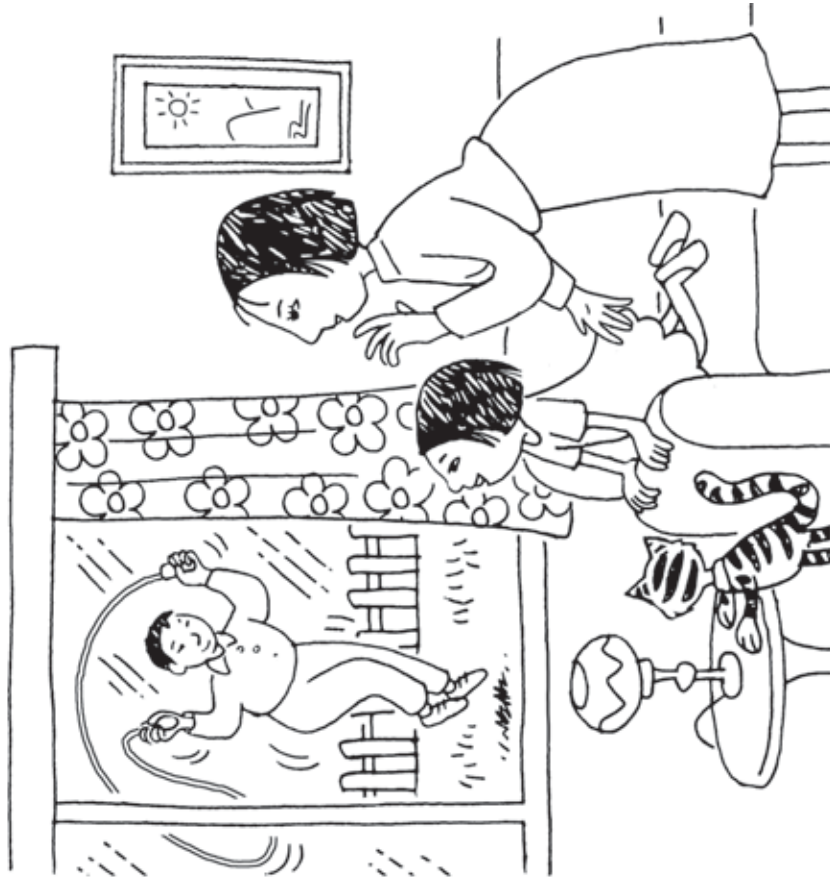


“This is for you.”

“What can you do?”

Copyright © The McGraw-Hill Companies, Inc.

1



Copyright © The McGraw-Hill Companies, Inc.



“I can do this,” said Dad.

“What can we do?”

Name _____


1.



2.



3.



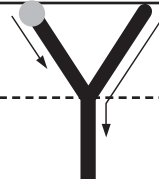
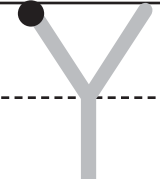


Category Words: Ordinal Numbers

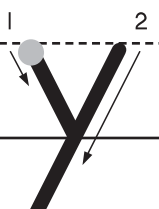
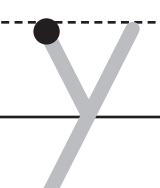


1. Put a marker on the child in the second location.
 2. Put a marker on the vehicle in the fifth location.
 3. Put a marker on the bird in the first location.
- Tell a partner about why you circled each picture.
Use the words *first*, *second*, *third*, *fourth*, or *fifth*.

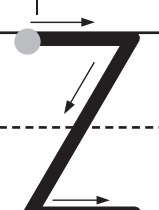





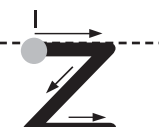



Name _____



1.    

2.    

3.    

4.    

Handwriting: Yy, Zz

Trace and write each capital letter Y and each lowercase letter y.
Then trace and write each capital letter Z and each lowercase letter z.