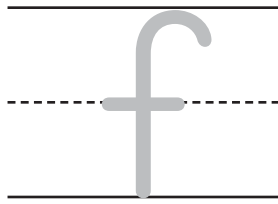
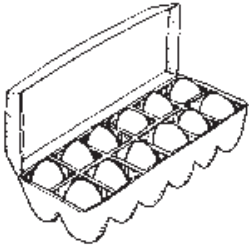


Name _____

1.





2.



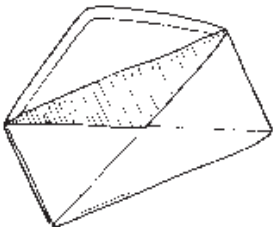


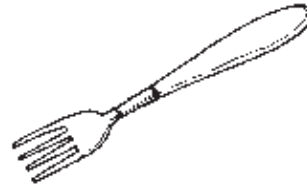
3.





4.





Review Phonics: /h/h, /e/e, /f/f

Say the name of each picture. Write the letter *h*, *e*, or *f* next to each picture whose name begins with the /h/, /e/, or /f/ sound.



Name _____


1.



2.



3.



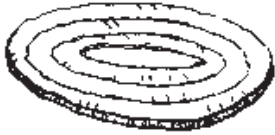
Comprehension: Key Details

Look at the pictures about the story *Waiting Out the Storm*.

1. Circle the picture that shows how the animals stay safe when it rains.
2. Circle the picture that shows how the people stay safe when it rains.
3. Circle the picture that shows how the birds stay safe when it rains.

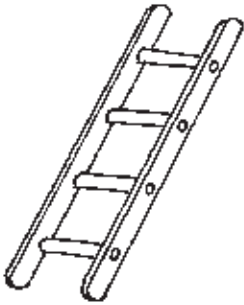
Name _____

1.





2.





3.





4.





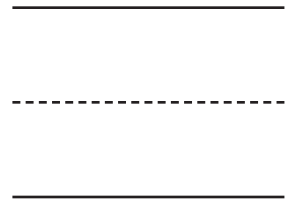
Review Phonics: /r/r/, /b/b/, /l/l/

Say the name of each picture. Write the letter *r*, *b*, or *l* next to each picture whose name begins with the /r/, /b/, or /l/ sound.

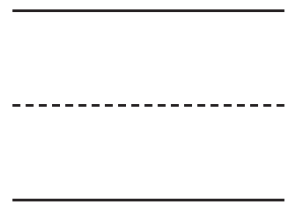

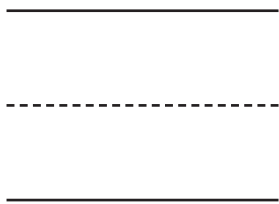


Name _____

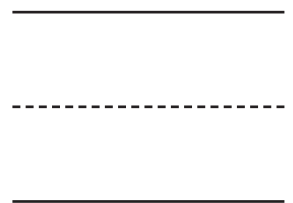
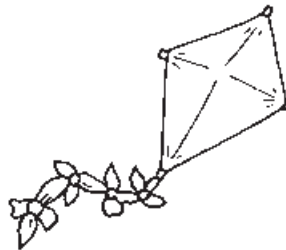
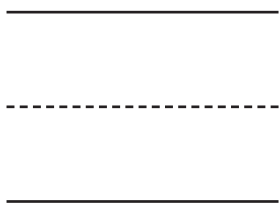
1.



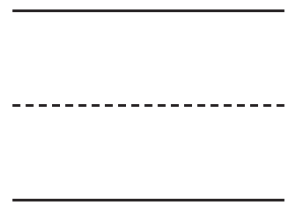

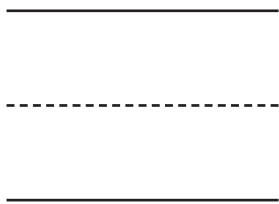
2.



3.



4.



Review Phonics: /k/k, /k/ck

Say the name of each picture. Write the letter *k* next to each picture whose name begins with the /k/ sound. Then write the letters *ck* next to each picture whose name ends with the /k/ sound.



Name _____

End


Start

Copyright © The McGraw-Hill Companies, Inc.

Phonics Review Game: /h/h, /e/e, /f/f, /r/r, /b/b, /l/l
 Place a marker on "Start." Move your marker from square to square. When you land on a picture, say the name of the picture and the letter it begins with. If you land on a letter, say a word that begins with that letter. When you reach "End," play again and think of new words.



Name _____



b


ck

Copyright © The McGraw-Hill Companies, Inc.

Phonics Review Game: /b/b, /k/ck

Say the name of each picture. Draw lines to connect the pictures to the letters they end with.

Name _____



He is with my little cat!


High Frequency Word Review: *my, are, he, with, is, little, she, was*
Read the book aloud to a partner. Reread for fluency.

4

Unit 6: Weather for All Seasons • Week 3

Copyright © The McGraw-Hill Companies, Inc.


Tip, Tap




Tip, tap on my deck.

Copyright © The McGraw-Hill Companies, Inc.

1



We are in.
She was mad!




We sit with my little cat.

Name _____


1.



2.



3.



Category Words: Question Words


1. Circle the picture that shows who a story might be about.
2. Circle the picture that shows what a story might be about.
3. Circle a picture that shows where a story might take place.



Name _____

Rob hen bed

1.



bed

2.



3.



Review Phonics: Blending

Blend the sounds and say the word. Write the word. Repeat the word.

Name _____

lid kick fan

1.




lid

2.



3.




Review Phonics: Blending

Blend the sounds and say the word. Write the word. Repeat the word.



Name _____

1.



lock

2.



rip

3.



hop

Handwriting Review

Say each word as you trace it and write it. Then read each word to a partner.