


HAVE A FLAT-OUT AMAZING TIME WITH

FLAT STANLEY

Activities and Event Suggestions



Travel to www.flatstanleybooks.com for games, global facts, pen pal opportunities, and more activities for kids, parents, and classrooms!

Permission to reproduce and distribute this page has been granted by the copyright holder, HarperCollins Publishers. All rights reserved. Art by Macky Pamintuan. Based on the character, stories, and adventures of Flat Stanley created by the late Jeff Brown. Flat Stanley is a trademark of the Trust u/w/o Jeff Brown.

 HarperCollinsChildren'sBooks





Dear Friends,

Flat Stanley is back traveling the globe in an exciting new series: Flat Stanley's Worldwide Adventures. Yes, this is the same Stanley who was first flattened by a bulletin board in his original adventure over forty-five years ago, enabling him to fly like a kite, slip under doors, and travel by mail; the same Stanley who has inspired countless children to make their own flat character cutouts to send through the mail. Now this classic hero has returned to travel the globe in his very own series of geography-themed books.

We are so excited for Flat Stanley to be traveling again that we would like to share these activities and event suggestions with you. We hope that you will enjoy hosting your Flat Stanley event, and help Flat Stanley continue his travels.

Have a flat-out amazing time!

The HarperCollins Children's Books
Marketing Department



Travel to www.flatstanleybooks.com for games, global facts, pen pal opportunities, and more activities for kids, parents, and classrooms!

 HarperCollinsChildren'sBooks

Party Suggestions



FLAT STANLEY'S
WORLDWIDE ADVENTURES

Spread the Word

For an invitation to your Flat Stanley party, cut out the Flat Stanley template, decorate, write in the party information, and send!

Geography Bee

Hold a Geography Bee, where you ask kids to name the capitals of states and countries.

Your Own Flat Stanley

Before the party, photocopy the Flat Stanley template for each child and gather decorating materials, scissors, glue, and envelopes. At the party, have all the children decorate their own Flat Stanley to mail when they get home.

World Party

Celebrate different cultures from around the world by making (or having each guest bring) an artifact or food from a different country.

Travel Tally

Ask kids to make a list of all of the places they would like to send Flat Stanley. Take a poll to find out the most popular destination!

Pyramid Painting

Hang a long piece of utility paper on the wall and have kids decorate it with images and words from their favorite countries around the world.

Alphabet Adventure

Go through the alphabet starting with the letter A and have kids name cities, states, and countries that begin with each letter of the alphabet.

Words in a Word

In large letters, write "Flat Stanley's Worldwide Adventures" on a sheet of paper, hold it up, and have kids write down as many words as they can spell using only those letters.



Travel to www.flatstanleybooks.com for games, global facts, pen pal opportunities, and more activities for kids, parents, and classrooms!


 HarperCollinsChildren'sBooks

FLAT STANLEY'S

WORLDWIDE ADVENTURES


Send your own Flat Stanley on a trip around the globe!

Color and decorate the Flat Stanley below, cut him out, and send him to your friends and family near and far. Ask them to take Flat Stanley to their favorite landmarks and take pictures to mail back so you can see all of the fun Flat Stanley had.



Travel to www.flatstanleybooks.com for games, global facts, pen pal opportunities, and more activities for kids, parents, and classrooms!

 HarperCollinsChildren'sBooks




Travel to www.flatstanleybooks.com for games, global facts, pen pal opportunities, and more activities for kids, parents, and classrooms!

 HarperCollinsChildren'sBooks




Where to? Flat Stanley's envelope must always be properly addressed so that he doesn't get lost in the mail.



An address is written on 3 lines. The first line gives the person's name. The second line consists of the street number and name where that person lives, and the third line is the city, state, and zip code. Envelopes that are mailed need to have the recipient's address in the center and the sender's address (the return address) in the upper left corner.

Flat Stanley's friend Calamity Jasper wants to send Flat Stanley to you. Calamity Jasper lives in South Dakota on 123 Rushmore Road in the town of Monument, and her zip code is 04567.

To make sure Flat Stanley arrives safely, address the envelope below *to you from* Calamity Jasper.

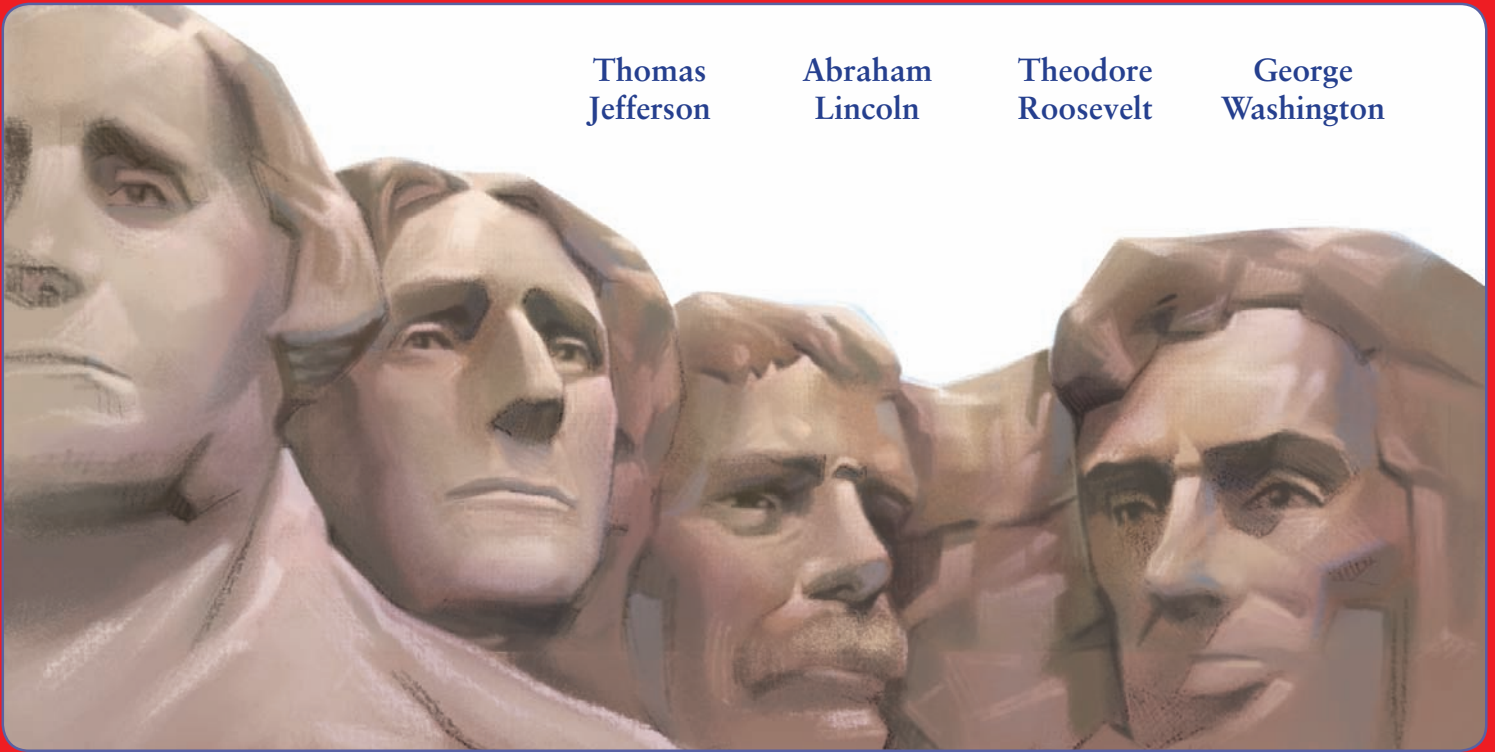


Travel to www.flatstanleybooks.com for games, global facts, pen pal opportunities, and more activities for kids, parents, and classrooms!

HarperCollinsChildren'sBooks

FLAT STANLEY'S WORLDWIDE ADVENTURES

In *Flat Stanley's Worldwide Adventures: The Mount Rushmore Calamity*, Flat Stanley visits Mount Rushmore. Mount Rushmore is a national memorial located in South Dakota that features the faces of four past United States presidents. Their faces are carved into the side of a mountain, and each head is as tall as a six-story building! Do you know whose faces are on Mount Rushmore? Draw a line from each president to his name.



Thomas
Jefferson

Abraham
Lincoln

Theodore
Roosevelt

George
Washington

Think of four people you would like to honor. Then draw your own Mount Rushmore below.


Answer Key: (left to right) George Washington, Thomas Jefferson, Theodore Roosevelt, and Abraham Lincoln

Travel to www.flatstanleybooks.com for games, global facts, pen pal opportunities, and more activities for kids, parents, and classrooms!


 HarperCollinsChildren'sBooks

Flat Stanley learns about hieroglyphics when he travels to Egypt in *Flat Stanley's Worldwide Adventures #2: The Great Egyptian Grave Robbery*. Hieroglyphics is the ancient Egyptian form of writing that is made up of over 800 symbols that represent both words and letters.


Here are some examples of ancient Egyptian hieroglyphics that represent a word:




Eye



Fire



Duck



Foot

Create your own hieroglyphic language by designing a symbol for each of the words below.

Girl

Boy

Library

Stormy

Sunny

Fast

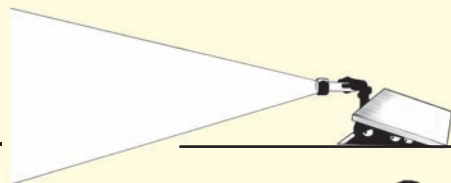
Small

Volcano

Travel

World

Travel to www.flatstanleybooks.com for games, global facts, pen pal opportunities, and more activities for kids, parents, and classrooms!



Finish

Travel to www.flatstanleybooks.com for games, global facts, pen pal opportunities, and more activities for kids, parents, and classrooms!

FLAT STANLEY'S

WORLDWIDE ADVENTURES

Can you find all seven continents hiding in the word search below?



Africa
Antarctica
Asia

Australia
Europe

North America
South America

N	O	R	T	H	A	M	E	R	I	C	A	Z	X	S
B	D	X	E	W	T	Y	U	W	Q	U	B	T	W	O
A	S	X	A	N	T	A	R	C	T	I	C	A	Y	U
Z	X	W	E	R	H	J	O	G	D	S	W	R	N	T
A	R	Z	W	Y	H	K	P	O	P	Q	U	B	K	H
S	A	R	T	G	H	W	E	A	N	G	Y	E	O	A
I	O	P	E	W	N	V	S	E	T	E	B	N	M	M
A	U	S	T	R	A	L	I	A	T	X	C	W	S	E
S	Q	R	T	Y	U	I	V	W	A	S	R	I	A	R
I	Z	M	E	Y	R	U	T	I	C	A	W	T	H	I
A	G	O	R	M	I	H	L	J	T	H	S	T	S	C
F	Y	R	G	E	Y	A	G	S	A	F	R	I	C	A

Travel to www.flatstanleybooks.com for games, global facts, pen pal opportunities, and more activities for kids, parents, and classrooms!

 HarperCollinsChildren'sBooks



Every world traveler knows that a great way to make friends while visiting a foreign country is to say “hello” in the native language. Can you help Flat Stanley say hello in each of these foreign languages?



Shalom
Marhaba

Hola
Ni-hao

Bonjour
Konnichiha

Guten Tag
Ciao

Arabic

“ _____ ”

Spanish

“ _____ ”

Italian

“ _____ ”

Hebrew

“ _____ ”

French

“ _____ ”

German

“ _____ ”

Chinese

“ _____ ”

Japanese

“ _____ ”


Answer Key: Arabic, Marhaba; Spanish, Hola; Italian, Ciao; Hebrew, Shalom; French, Bonjour; German, Guten Tag; Chinese, Ni-hao; Japanese, Konnichiha

Travel to www.flatstanleybooks.com for games, global facts, pen pal opportunities, and more activities for kids, parents, and classrooms!

HarperCollinsChildren'sBooks



After each adventure, Flat Stanley uses his bulletin board to display mementos from his travels, such as photographs or souvenirs. Decorate the bulletin board below with drawings of mementos from your own travels.



Travel to www.flatstanleybooks.com for games, global facts, pen pal opportunities, and more activities for kids, parents, and classrooms!

 HarperCollinsChildren'sBooks