


Rhyming Center / Game

Free

24 Rhyming Pairs

Short Vowel Sounds

K-1st Grade



Rhyming Center or Game using Short Vowels

Note:

- ☆ Copy Rhyming Cards on card stock or construction paper. The heavy paper prevents students to see through the cards.

Directions for Concentration Game:

- ☆ Lay all cards face down. For a quick game, choose 10-12 pairs of cards.
- ☆ Players take turns turning over two cards so all players can see the cards. Players read the two cards. If the two cards rhyme, they keep the cards and their turn is over. Next player continues in the same manner.
- ☆ Players keep playing until all cards are matched. Count cards at the end. Whoever has the most matches at the end of the game is the winner.

Directions for Go Fish Game:


- ☆ Shuffle cards and pass out 5 cards to each player. The remaining cards go in a stack facedown.
- ☆ Players take turns asking other players for cards that might rhyme with their cards. For example; Player 1 says to Player 2, "Do you have a card that rhymes with pig?" Player 2 checks the cards in their hand for the rhyming word. If player 2 has a card that matches the word pig, they give the card to player 1. If player 2 does not have a word that rhymes with pig, player 2 says to player 1 to "Go Fish!" Player 1 picks a card from the stack of facedown cards.
- ☆ If a match is made, players lay down their 2 cards. Play continues until a player is out of cards. Players count cards at the end. Whoever has the most cards at the end of the game is the winner.

Reading Center:

- ☆ Use Rhyming Cards at a reading center. Students match the words that rhyme. Then students use the recording sheets to record their matches.

Thank you for downloading this freebie! Visit my blog for more ideas and activities to use in the classroom. Visit my [Facebook](#) and [Twitter](#) page too! To receive notification on my new products, freebies, sales, and giveaways, you can follow me [here](#).

Click below to see more rhyming practice.





©T teacher's Take-Out

stop



©T teacher's Take-Out

cop




©T teacher's Take-Out

ham



©T teacher's Take-Out

jam



©T teacher's Take-Out

sun




©T teacher's Take-Out

run



©T teacher's Take-Out

can



©T teacher's Take-Out

fan



©T teacher's Take-Out

map



©T teacher's Take-Out

nap



©T teacher's Take-Out

cab



©T teacher's Take-Out

crab



©T teacher's Take-Out

mad



©T teacher's Take-Out

sad




©T teacher's Take-Out

bag



©T teacher's Take-Out

flag



©Teacher's Take-Out

bug



©Teacher's Take-Out

hug



©Teacher's Take-Out

cup



©Teacher's Take-Out

pup



©Teacher's Take-Out

rat



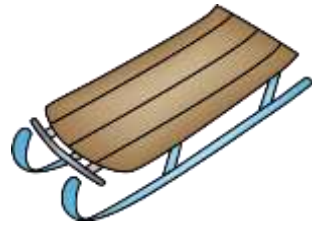
©Teacher's Take-Out

bat



©Teacher's Take-Out

bed



©Teacher's Take-Out

sled



©Teacher's Take-Out

hen




©Teacher's Take-Out

men



©Teacher's Take-Out

jet



©Teacher's Take-Out

net



©Teacher's Take-Out

kid



©Teacher's Take-Out

lid



©Teacher's Take-Out

pig



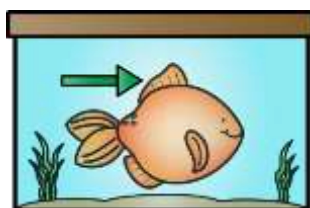
©Teacher's Take-Out

wig



pin

©Teacher's Take-Out



fin

©Teacher's Take-Out



rip

©Teacher's Take-Out




ship

©Teacher's Take-Out



kit

©Teacher's Take-Out



pit

©Teacher's Take-Out



cob

©Teacher's Take-Out



knob

©Teacher's Take-Out



log

©Teacher's Take-Out



frog

©Teacher's Take-Out



cot

©Teacher's Take-Out



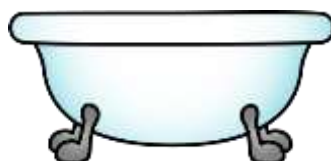
pot

©Teacher's Take-Out




cub

©Teacher's Take-Out



tub

©Teacher's Take-Out



bud

©Teacher's Take-Out




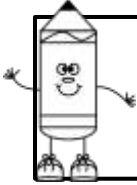
mud

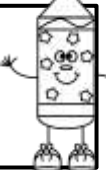
©Teacher's Take-Out


Name: _____

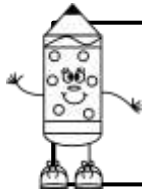
Write the pair of words that rhyme.

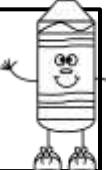
		
--	---	--


		
--	--	--


		
--	--	---


		
--	---	--

		
---	--	--

		
--	--	---

		
--	---	--

		
--	--	--

		
--	--	---

Name: _____



Write the words you matched.

--	--

--	--

--	--

--	--

--	--

--	--

--	--

--	--

--	--

--	--

