

Kindergarten Summer Packet



Great Math Websites

www.aplusmath.com


www.funbrain.com

www.aaamath.com

www.coolmath-games.com

www.mathplayground.com

www.mathfactscafe.com





Dear Parent/Guardian,

Our school is using Lexia Reading Core5™, a web-based reading program that provides the targeted practice and instruction students need to develop their reading skills. As an added benefit, students can use Lexia Reading Core5 at home.

Getting started is easy!

1. Launch a web browser and go to www.lexiacore5.com.
 - Create a bookmark for this web address or add it as a favorite.
 - You will see a link to download Adobe Flash Player if you do not have it. Flash Player 11 or higher is required.
 - If you have a slow Internet connection and have speed issues, you can download the Core5 software to your computer instead of using the website. Go to www.lexialearning.com and click **Downloads** at the top of the page.
 - iPad and iPad Mini users can download the Core5 app from the App store. Search for "Lexia Reading Core5."
2. The first time you access Core5, you must set up your device:
 - Click the Student/Parent button.
 - Type in your teacher's email (below) and click the arrow button to continue.
 - You will not have to set up again unless you delete the browser's "cookie" files.
3. Allow or help your child to login. The student username and password (below) is the same login they use at school.

Teacher Email (for setup)	_____
Student Username	<u>Lunch Number</u>
Student Password	<u>Lunch Number</u>

Important! Please allow your child to work independently at his or her own pace. Provide encouragement, but don't give away the answers!

4. Please try to ensure an average of 20-30 minutes per session. We recommend that usage be kept to a reasonable level – not too short and not too long. Pre-K students may need shorter, more frequent usage (10-15 minutes daily).

Need more help getting started? Go to www.lexialearning.com and click **Support**.

Sincerely,




Reading Log

<http://learningwithmrsleeby.blogspot.com/>

CATCH
FACTS

YOUR
TO ZEN!

Practice, practice, practice!




$0+0=$	$0+1=$	$0+2=$	$0+3=$	$0+4=$
$0+5=$	$0+6=$	$0+7=$	$0+8=$	$0+9=$
$1+0=$	$1+1=$	$1+2=$	$1+3=$	$1+4=$
$1+5=$	$1+6=$	$1+7=$	$1+8=$	$1+9=$
$2+0=$	$2+1=$	$2+2=$	$2+3=$	$2+4=$
$2+5=$	$2+6=$	$2+7=$	$2+8=$	$2+9=$
$3+0=$	$3+1=$	$3+2=$	$3+3=$	$3+4=$
$3+5=$	$3+6=$	$3+7=$	$3+8=$	$3+9=$

CATCH
FACTS

YOUR
TO

ZEN!

Practice, practice, practice!



$4+0=$	$4+1=$	$4+2=$	$4+3=$	$4+4=$
$4+5=$	$4+6=$	$4+7=$	$4+8=$	$4+9=$
$5+0=$	$5+1=$	$5+2=$	$5+3=$	$5+4=$
$5+5=$	$5+6=$	$5+7=$	$5+8=$	$5+9=$
$6+0=$	$6+1=$	$6+2=$	$6+3=$	$6+4=$
$6+5=$	$6+6=$	$6+7=$	$6+8=$	$6+9=$
$7+0=$	$7+1=$	$7+2=$	$7+3=$	$7+4=$
$7+5=$	$7+6=$	$7+7=$	$7+8=$	$7+9=$

Subtract the numbers, use the number line on the bottom of the page for help.

$$3-1=\underline{\quad}$$

$$6-3=\underline{\quad}$$

$$5-2=\underline{\quad}$$

$$8-6=\underline{\quad}$$

$$7-0=\underline{\quad}$$

$$1-1=\underline{\quad}$$

$$3-2=\underline{\quad}$$

$$4-1=\underline{\quad}$$

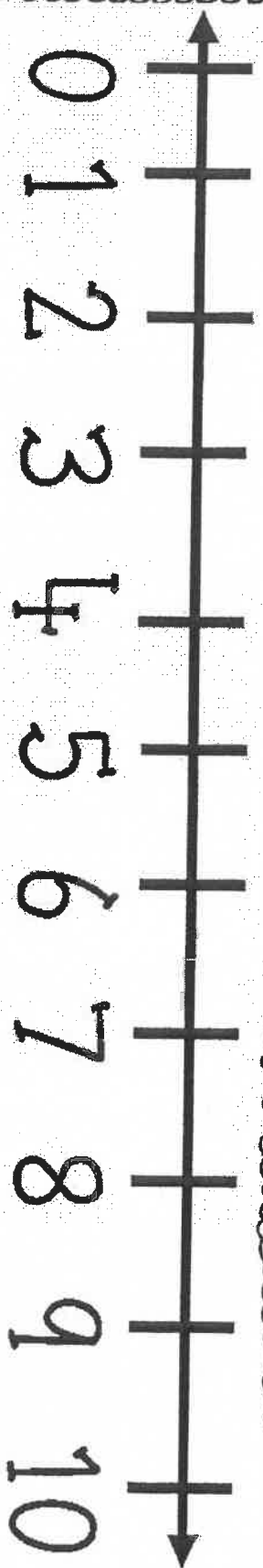
$$9-6=\underline{\quad}$$

$$2-1=\underline{\quad}$$

$$8-3=\underline{\quad}$$

$$5-3=\underline{\quad}$$





$$9-2= \quad \quad \quad 8-7= \quad \quad \quad 6-1= \quad \quad \quad$$

$$7-5= \quad \quad \quad 4-2= \quad \quad \quad 10-1= \quad \quad \quad$$

$$6-3= \quad \quad \quad 3-1= \quad \quad \quad 10-7= \quad \quad \quad$$

$$4-0= \quad \quad \quad 4-1= \quad \quad \quad 7-7= \quad \quad \quad$$

SUBtRaction PRactice

$4 - 1 = \square$

$3 - 0 = \square$

$5 - 4 = \square$

$2 - 2 = \square$

$4 - 3 = \square$

$3 - 2 = \square$

























$$\begin{array}{r} 5 \\ - 1 \\ \hline \square \end{array}$$

$$\begin{array}{r} 4 \\ - 2 \\ \hline \square \end{array}$$

SUMMER WRITING PROMPTS

- Write a story describing the best summer vacation.
- Pick an ocean animal to write about.
- Write a letter to a friend about your summer.
- Describe what you would do on a day at the beach.
- Make a list of the activities you want to do during the summer.
- Write a letter to your teacher about your summer.

BEFORE YOU FINISH...

 Did I stretch out my words? 	  
 Did I use capital letters? <u>My name is Sam.</u>	  
 Did I use finger space? 	  
 Did I use punctuation marks? 	  
 Does my writing make sense? 	  

DOLCH SIGHT WORDS

Attached are lists of Dolch sight words for the students to practice during the summer. Include some of these words in your writing!

Dolch PRIMER Word List



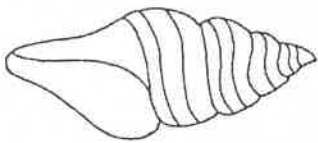



Student Name _____



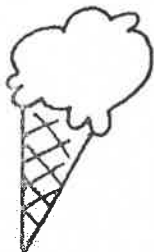


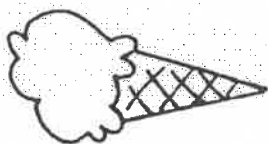

all	am	are	at	ate
be	black	brown	but	came
did	do	eat	four	get
good	have	he	into	like
must	new	no	now	on
our	out	please	pretty	ran
ride	saw	say	she	so
soon	that	there	they	this
too	under	want	was	well
went	what	white	who	will
with	yes			





Dolch 1st Grade Word List

Student Name _____



after	again	an	any	as
ask	by	could	every	fly
from	give	going	had	has
her	him	his	how	just
know	let	live	may	of
old	once	open	over	put
round	some	stop	take	thank
them	then	think	walk	were
when	with	yes		








Handwriting practice lines consisting of solid top and bottom lines with a dashed middle line. The first set of lines contains the text "The sun is shining brightly." written in a cursive script.



Name: _____ Date: _____

Draw a picture and write about it!



Four sets of primary writing lines, each consisting of a solid top line, a dashed middle line, and a solid bottom line.

Name: _____ Date: _____

Color the picture and write about it!

