



# DIGITAL GUIDE

A Step-By-Step Guide to Getting Started Online



URL: [my.mheducation.com](https://my.mheducation.com)  
Username: FLstudysync1  
Password: FLstudysync1

# STUDENT CENTERED. STANDARDS DRIVEN. YOUR PATHWAY TO SUCCESS.

**Florida StudySync** is a comprehensive ELA curriculum for grades 6-12 with literature to captivate, differentiation to elevate, and flexibility to evolve with the changing needs of you and your students.

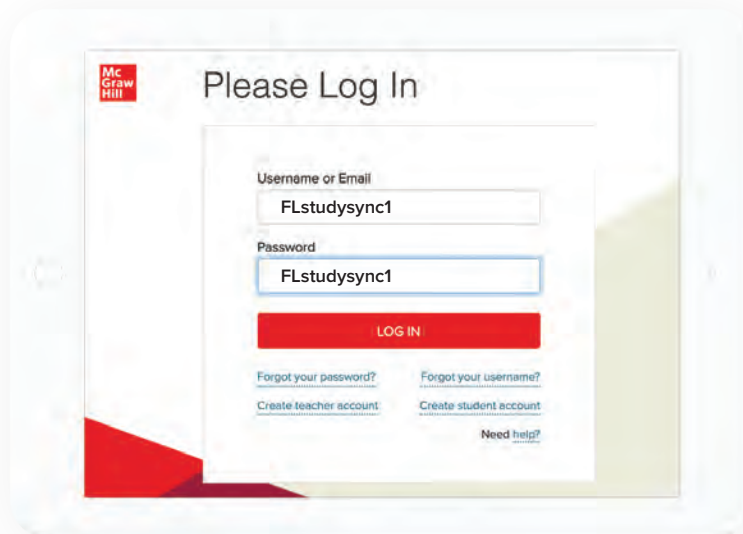
- ✓ B.E.S.T.-standards-built curriculum that will ensure success in the classroom and on Florida state assessments today and in the years to come
- ✓ An unparalleled selection of culturally-diverse literature and nonfiction texts, ensuring students see themselves in the literature they're reading as well as learn about others
- ✓ Differentiation designed to stretch and elevate every type of learner
- ✓ Unprecedented flexibility and instructional choice

## TABLE OF CONTENTS

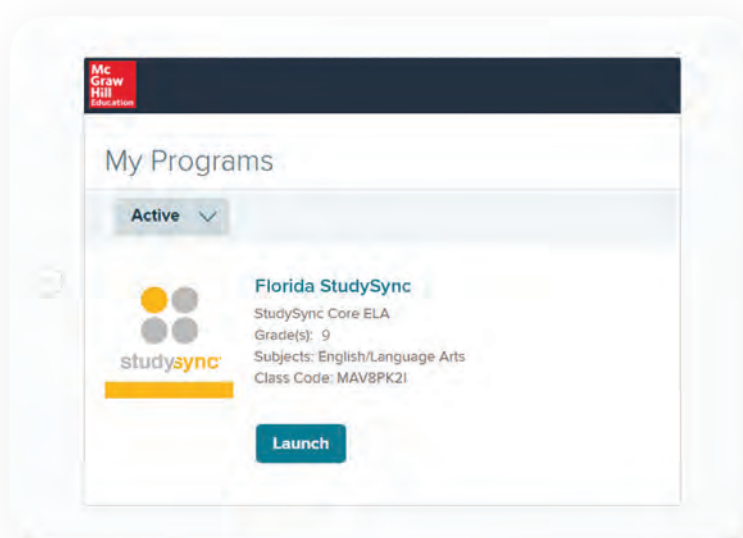
1	Get Started Online	10	Extended Writing Project
2	Your StudySync Homepage	11	ELL Resources
3	ELA Curriculum and Instructional Path	12	Novel Studies
4	ELA Unit Overview	13	End-of-Unit Assessment
5	Integrated Reading and Writing	14	Library
6	The Reading Routine		

# GET STARTED ONLINE

- 01 Visit **my.mheducation.com** to log in.  
Username: FLstudysync1  
Password: FLstudysync1



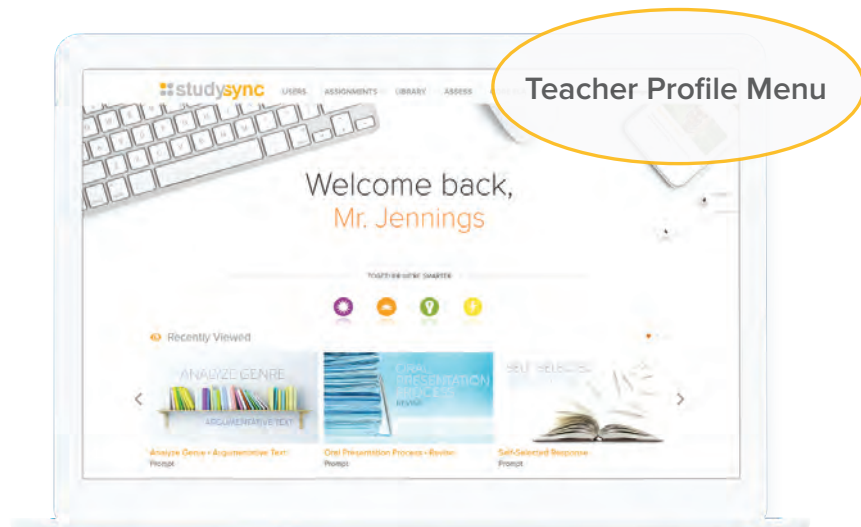
- 02 Select the **StudySync** Teacher Edition.



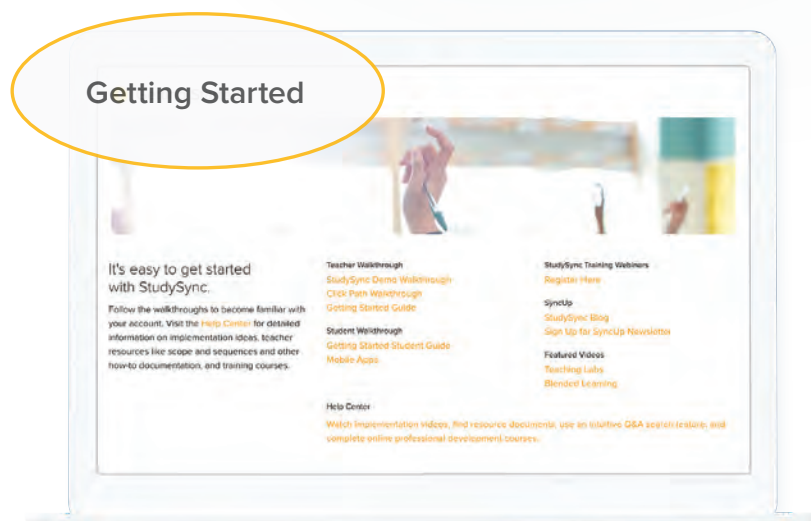
# YOUR STUDYSYNC HOMEPAGE

The Teacher Homepage and Teacher Profile Menu provide regular updates about new content and features, plus helpful resources and links.

Find your Comprehensive Help Center with PD courses and intuitive Q&A in the **Teacher Profile Menu**.



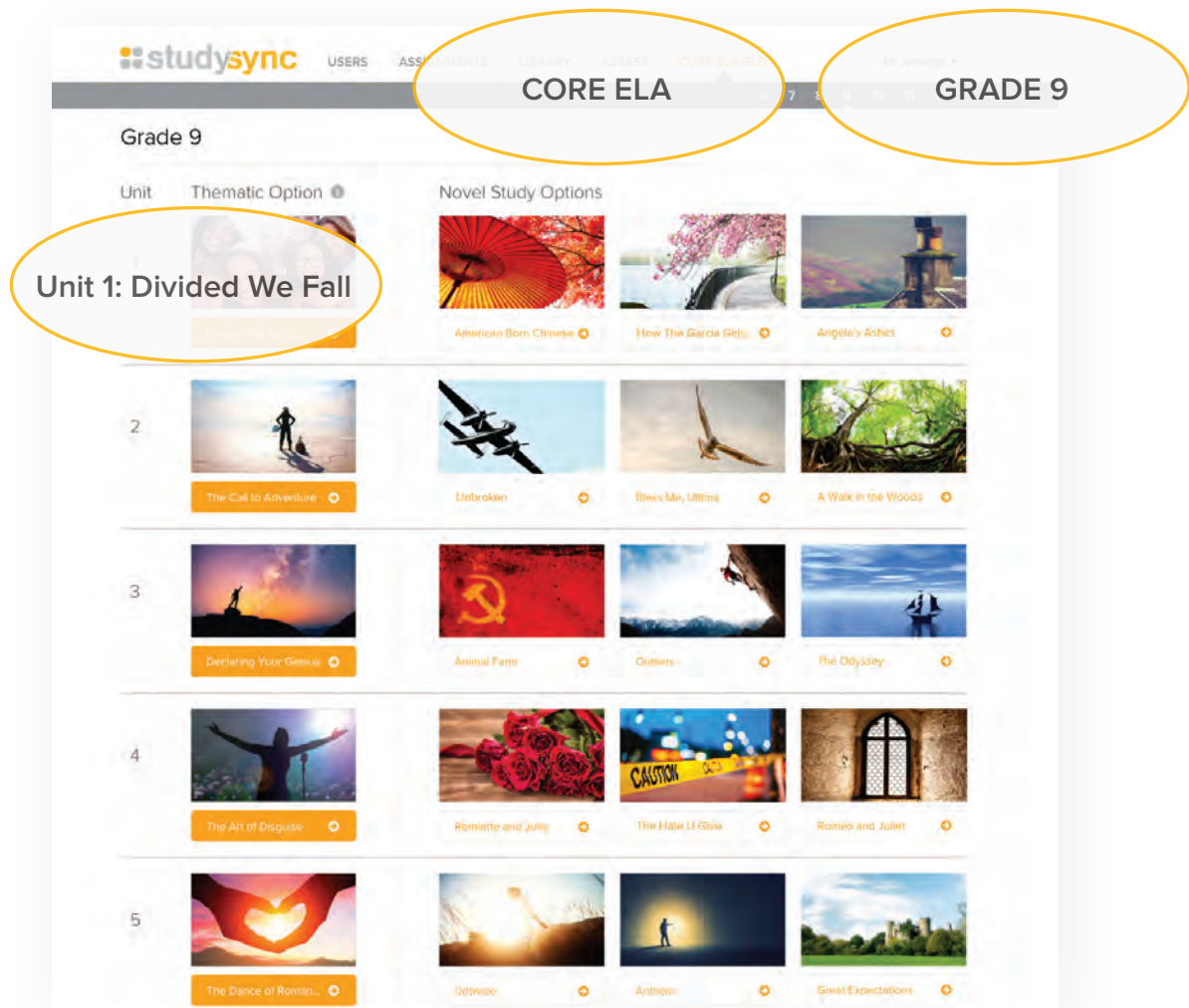
Scroll to the bottom of the page to find **Getting Started** resources. These links include Teacher and Student Walkthroughs, Training Webinars, and Help Center Resources.



# ELA CURRICULUM AND INSTRUCTIONAL PATH

For this walkthrough, we will explore **Grade 9, Unit 1**. A StudySync subscription provides all of the ELA and ELL lessons and resources for Grades 6-12, no matter which grades you teach. Each grade level includes six thematic units.

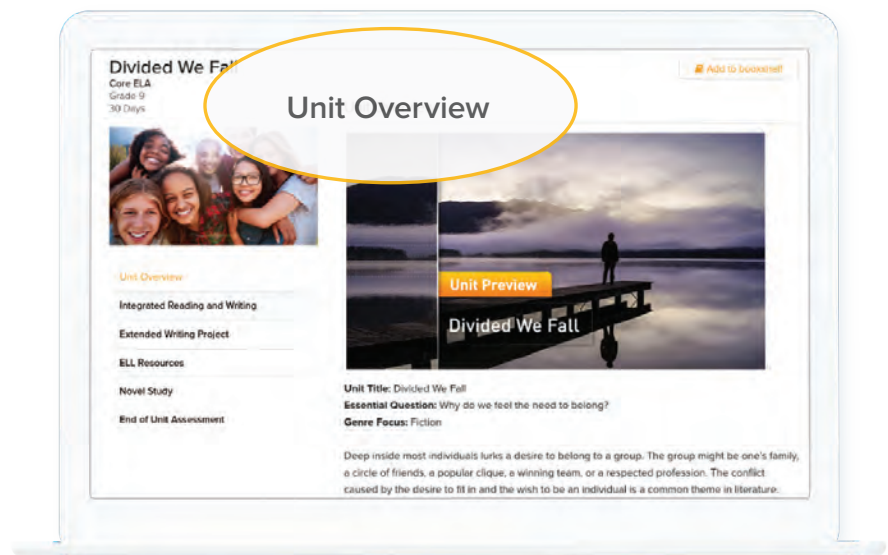
To select Grade 9, Unit 1, begin by selecting the top-level menu item **CORE ELA**, choose **Grade 9**, then select the poster for **Unit 1: Divided We Fall**.



# ELA UNIT OVERVIEW

The Unit Overview contains a video preview that introduces the theme and the Essential Question of the unit. Units also contain Integrated Reading and Writing skills as well as the Self-Selected Text suggestions for independent reading and student choice.

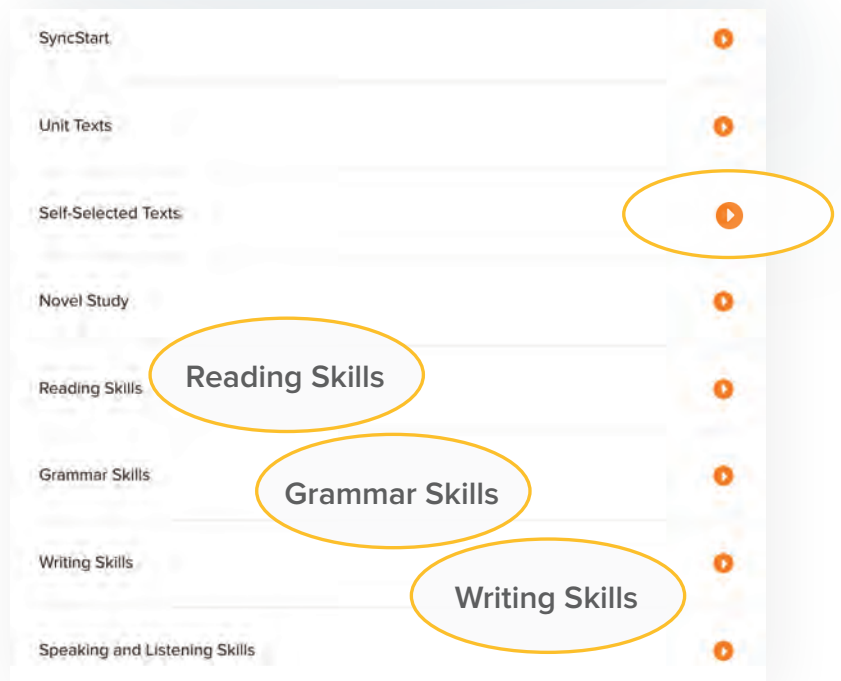
- 01 Select the **Unit Overview** from the menu on the left.



- 02 Scroll down to view lesson titles.

- 03 Click the orange arrows to reveal what each section covers.

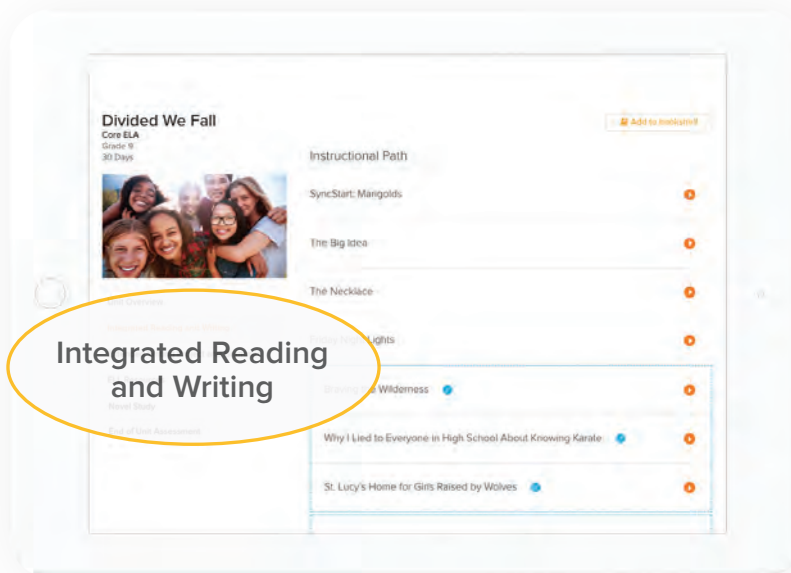
- 04 Florida-specific standards are also gathered in the Unit Overviews.



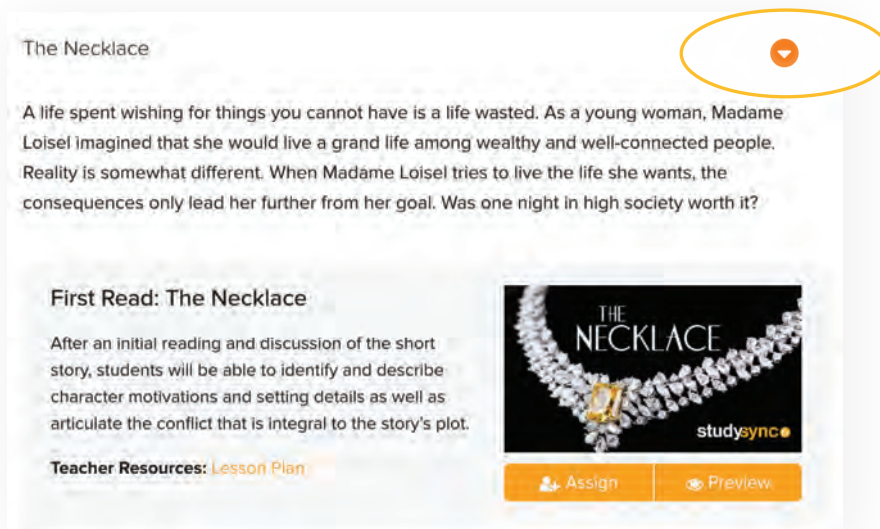


# INTEGRATED READING AND WRITING

Click on the **Integrated Reading and Writing** blade to view the list of unit text selections, including opportunities to compare within and across genres. Each unit also includes independent-reading selections.



Click the drop-down menu for each title to view the **reading routine**.



# THE READING ROUTINE

The reading routines for each text include a **First Read**, **Skill Lessons**, and a **Close Read**.

- ✓ **First Reads** help students understand what the text says.
- ✓ **Skills Lessons** explain how the text works.
- ✓ **Close Reads** show what the text means.

01 Click the **Preview** button to experience the First Read lesson from the student's point-of-view.

02 In addition to your print Teacher's Edition, **Lesson Plans** are just a click away at each step of the reading routine.

03 Use the **Assign** button right from the instructional path to assign lessons to students for independent or collaborative work in class or as homework.

**First Read: The Necklace**

After an initial reading and discussion of the short story, students will be able to identify and describe character motivations and setting details as well as articulate the conflict that is integral to the story's plot.

Teacher Resources: [Lesson Plan](#)

**Preview**

**Skill: Theme**

After rereading and discussing a model of close reading, students will be able to determine a theme or central idea in "The Necklace" and analyze in detail its development over the course of the story, including how it emerges and is shaped and refined by specific details, such as the characters' motivations and actions.

**Lesson Plan**

**Close Read: The Necklace**

After engaging in a close reading and discussion of "The Necklace," students will be able to produce a short, written response that analyzes how a character develops over the course of the story and describes how the plot twist at the end contributes to the story's theme, citing evidence in the text.

Teacher Resources: [Lesson Plan](#)

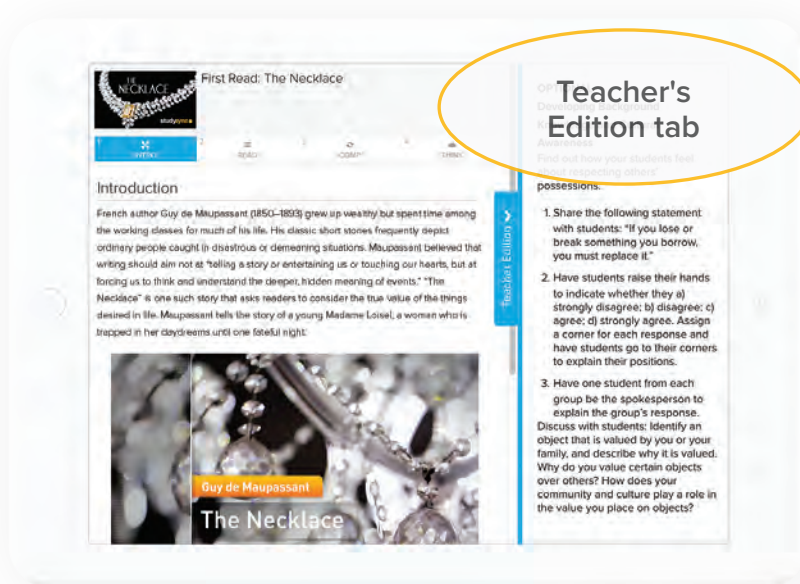
**Assign**



## First Read

Each First Read lesson includes an Intro, Read, and Think section for students. Comprehension questions are optional and controlled by the teacher.

- ✓ The **INTRO** sets the stage for the text selection with a dynamic preview video.
- ✓ The next step is for students to **READ** the text with available supports and scaffolds including audio and split-screen options for simultaneous viewing of the assignment and the text.
- ✓ The **THINK** tab asks students to respond to questions to clarify their understanding of the text and specific vocabulary in each selection.



### Teacher's Edition tab

While viewing the student lesson, teachers can access the Instruction and Differentiation at any time.

## Skill

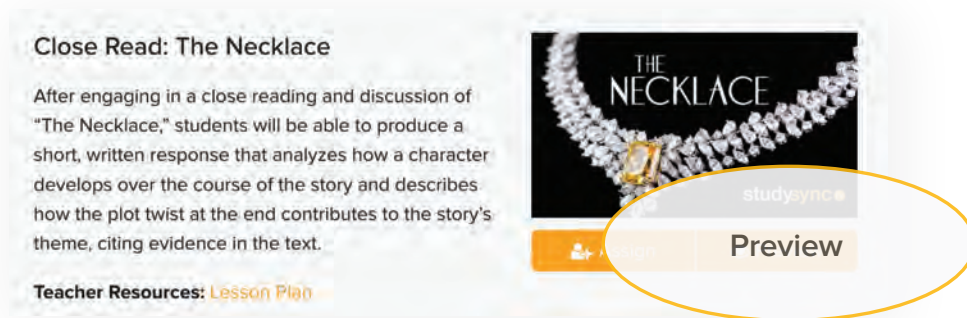
Skills lessons offer a 4-step learning path for each skill: Define, Vocabulary, Model, and Your Turn. This is where you will find grammar lessons, including point-of-view, subject-verb agreement, capitalization, punctuation, academic vocabulary, and more.



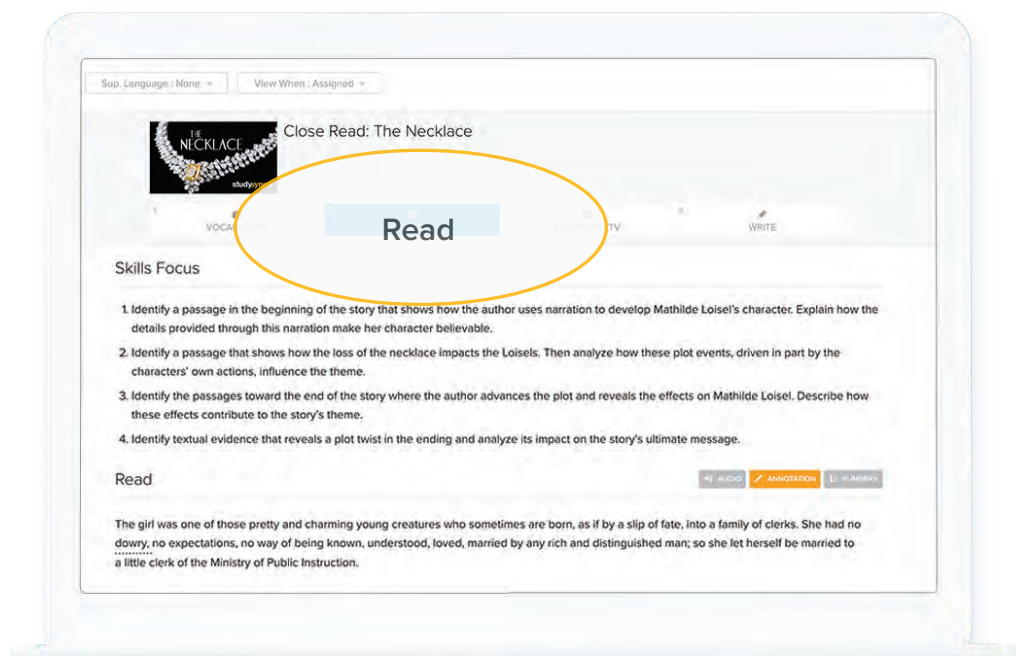
## Close Read

The Close Read gives students an opportunity to reread and analyze the text while applying the standards-based skills they just learned. Close Read sections are comprised of Vocabulary, Read, a StudySyncTV® episode, and Write, all of which offer audio tools and additional supports.

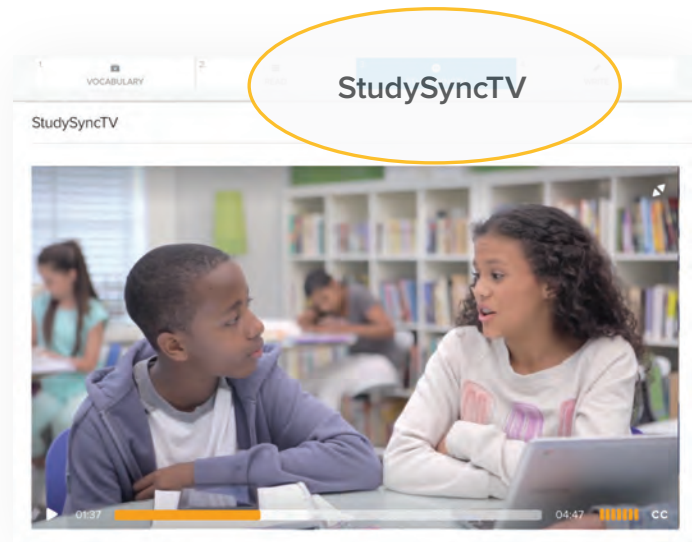
- 01 Click **Preview** to view the learning path of the Close Read: Vocabulary, Read, StudySyncTV, and Write.



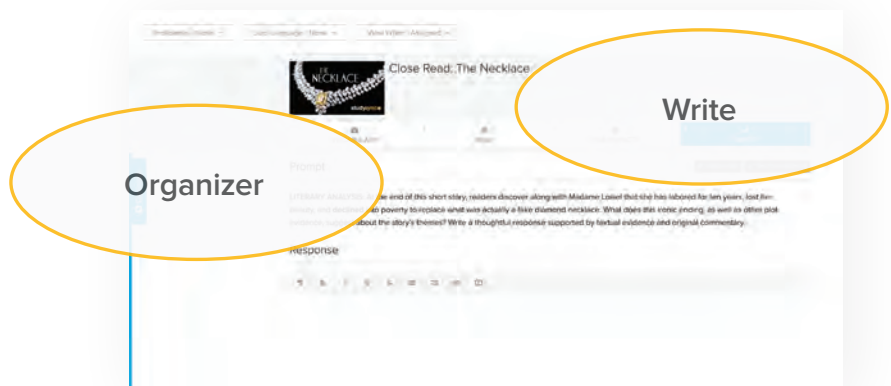
- 02 Click the **Read** tab to view the selection and the standards-based Focus questions.



- 03 Click the **StudySyncTV** tab, and watch an engaging, student-modeled, collaborative conversation. By clicking the blue Teacher's Edition tab. You can scroll to find suggested stopping points with instruction and discussion suggestions.

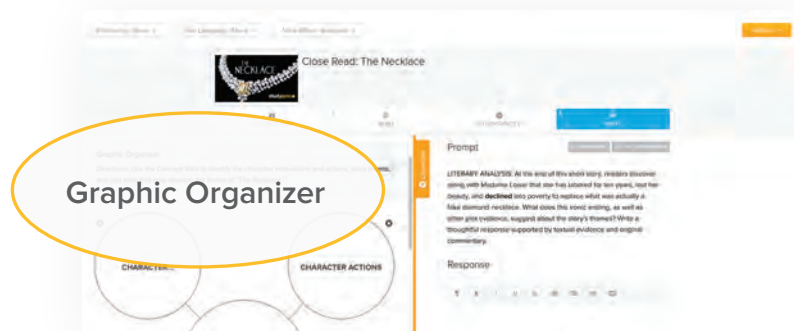


- 04 Click the **Write** tab.



- 05 Next, click the blue, vertical tab labeled **Organizer**.

- 06 Scroll down to view the **graphic organizer** for the lesson.



# EXTENDED WRITING PROJECT

Each unit's Extended Writing Project focuses on different writing forms and covers lessons on the five steps in the process: Plan, Draft, Revise, Edit, Proofread, and Publish. Blasts and Skills lessons also help students craft their final essays. Within the Extended Writing Project, grammar skills are addressed with lessons that identify a variety of tools that writers use to structure their writing. Our essay assistant tool also addresses B.E.S.T. standards and helps teachers spend less time grading and more quality time with their students.

Click the **Extended Writing Project** blade to view the lessons within the project.

The screenshot shows the Florida StudySync interface for the 'Divided We Fall' unit. The top navigation bar includes 'studysync', 'USERS', 'ASSIGNMENTS', 'LIBRARY', and 'CORE ELA'. Below this, a breadcrumb trail shows 'GRADE 9' and 'UNIT'. The unit title 'Divided We Fall' is prominently displayed, along with 'Core ELA', 'Grade 9', and '30 Days'. A photo of diverse students is featured. On the left sidebar, the 'Extended Writing Project and Grammar' tab is circled in yellow. The main content area shows the 'Instructional Path' with two main sections: 'Plan' and 'Draft'. Each section includes a lesson plan description, a 'Teacher Resources' link to a 'Lesson Plan', and a 'Developing' skill card with an 'Assign' and 'Preview' button.

## Digital Writing Supports



### SimCheck by Turnitin

StudySync's built-in originality tool is boosted by **SimCheck by Turnitin** to give teachers confidence that student writing is checked against outside sources as well as peer work.



### Essay Assistant Tool

Designed to save teachers time and maximize the revision phase of the writing process, Florida StudySync's **essay assistant tool** provides writing feedback directly aligned with the language and explicit objectives of the Florida B.E.S.T. Standards.



# ELL RESOURCES

Every lesson includes scaffolds at four levels. In addition, ELL lessons complement core activities by supporting and reinforcing concepts for English Language Learners.

- 01 Click the **ELL Resources** blade then click the orange drop-down arrow next to *The Christmas Truce of 1914* to view the lessons for this created ELL text.

**Divided We Fall**  
Core ELA  
Grade 9  
30 Days

**ELL Resources**

**Instruction**  
The Christmas Truce of 1914

In this short informational article, two enemies at war stop fighting for a brief time. Could Christmas spirit make a difference in a dreadful war?

**Skill: Sight Vocabulary and High-Frequency Words**  
After learning sight vocabulary and high-frequency words, students will be able to recognize and use them in a variety of contexts. Words include: *afire, along, called, different, hand, man, need, part, should, turn.*

**Teacher Resources:** [Lesson Plan](#)

[Assign](#) [Preview](#)

- 02 Scroll down and click on the **Preview** button for the First Read.

**First Read: The Christmas Truce of 1914**

After an initial reading and discussion of the text, students will be able to seek clarification and demonstrate comprehension by responding to questions using text evidence.

**Teacher Resources:** [Lesson Plan](#)

[Assign](#) [Preview](#)

- 03 Select a **Proficiency Level** at the top left. Scaffolds appear on the READ tab on the left.

**Proficiency Level**

**Sight Vocabulary and High-Frequency Words - The Christmas Truce of 1914**

**Your Turn**

Instructions for Student  
Match each word to the correct picture.

Available Options (6 of 6)

**First Read: The Christmas Truce of 1914**

**Introduction**

World War I was a disastrous war, full of unimaginable agony among the troops. However, early in the war, a remarkable truce occurred. What was it that made enemy troops, for a short while, stop fighting and become friends?

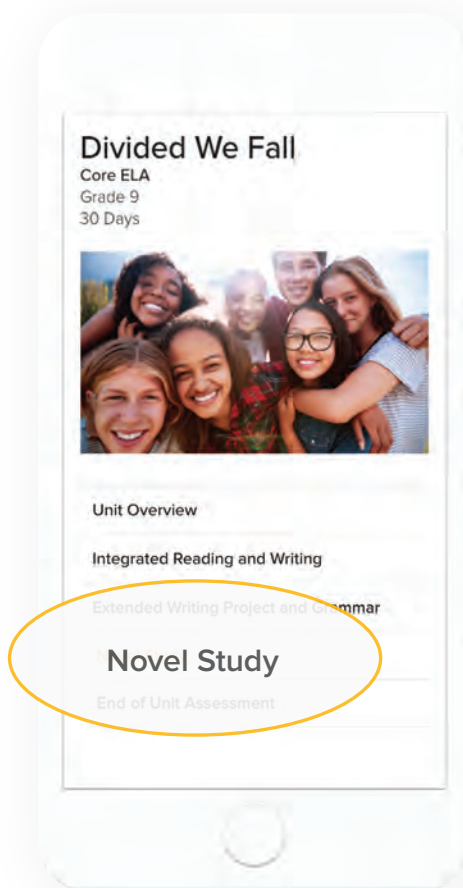


# NOVEL STUDIES

Novel Studies offer students an important opportunity to transfer key reading, writing, and speaking and listening skills to longer, complex texts.

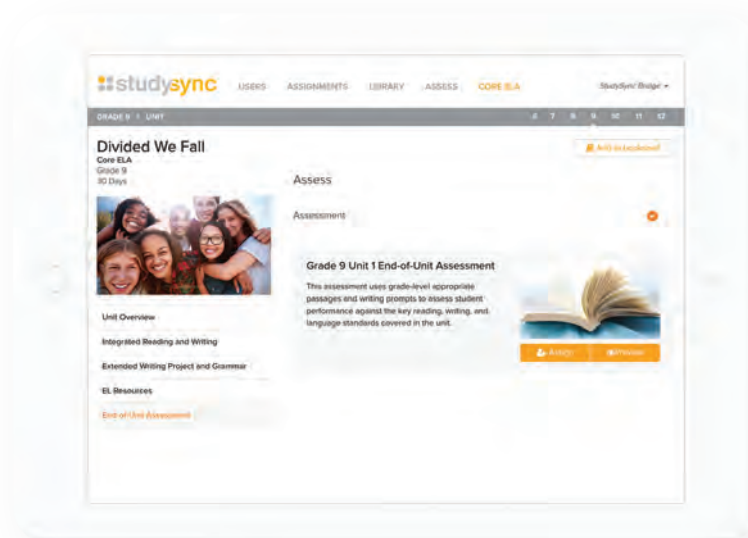
In high school, Novel Studies can be taught in entire units, complete with pacing guides and standards instruction.

The Novel Study Reading Guides identify key passages to help teachers guide students through an exploration of the essential ideas, events, and plot and character development in the novel. They also include close-reading questions, key vocabulary, discussion prompts, and culminate in a writing assignment.



# END-OF-UNIT ASSESSMENT

Summative assessment is embedded within each unit to provide a benchmark for student learning.



## Teacher Introduction

The **End-of-Unit Assessments** component is an integral part of the complete assessment program aligned with **StudySync** instruction

### Features of **End-of-Unit Assessments**

- 6 End-Of-Unit Assessments
  - 4 selections and 30 items assessing comprehension
  - 2 selections and 10 items assessing revising and editing
  - 1 writing prompt

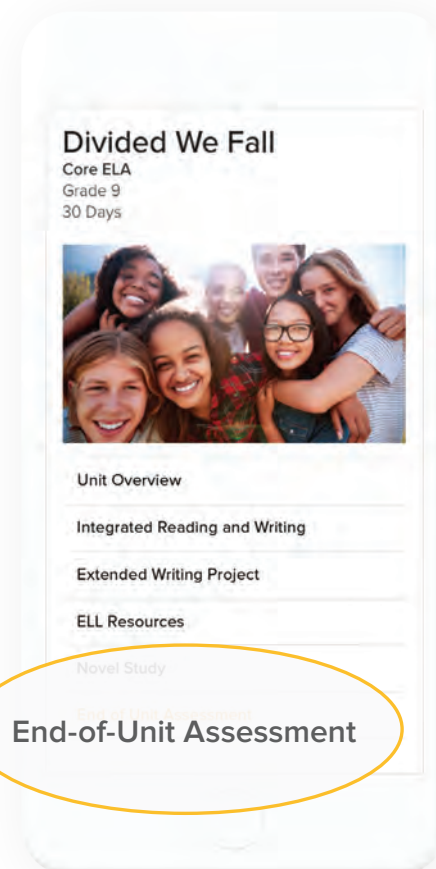
### Focus of **End-of-Unit Assessments**

The assessments focus on key areas of English Language Arts and Reading as identified by the comprehension of literary and informational text, comprehension across genres, vocabulary acquisition and use, revising for clarity and conciseness, editing that demonstrates a command of the conventions of the English language, and genre writing.

The assessment selections mirror the genre focus of the unit, speak to the unit's essential question, and are written to complexity levels appropriate to the grade level. (Assessment spreads in the **StudySync** Teacher's Editions identify a selection's Lexile, word count, and skill focus.) The writing prompt features students writing to the EWP genre for the unit.

Each unit assessment also provides students familiarity with the item types featured in state testing as well as opportunities to work with item types outside of testing, such as constructed response and print versions of tech-enhanced/tech-enabled items.

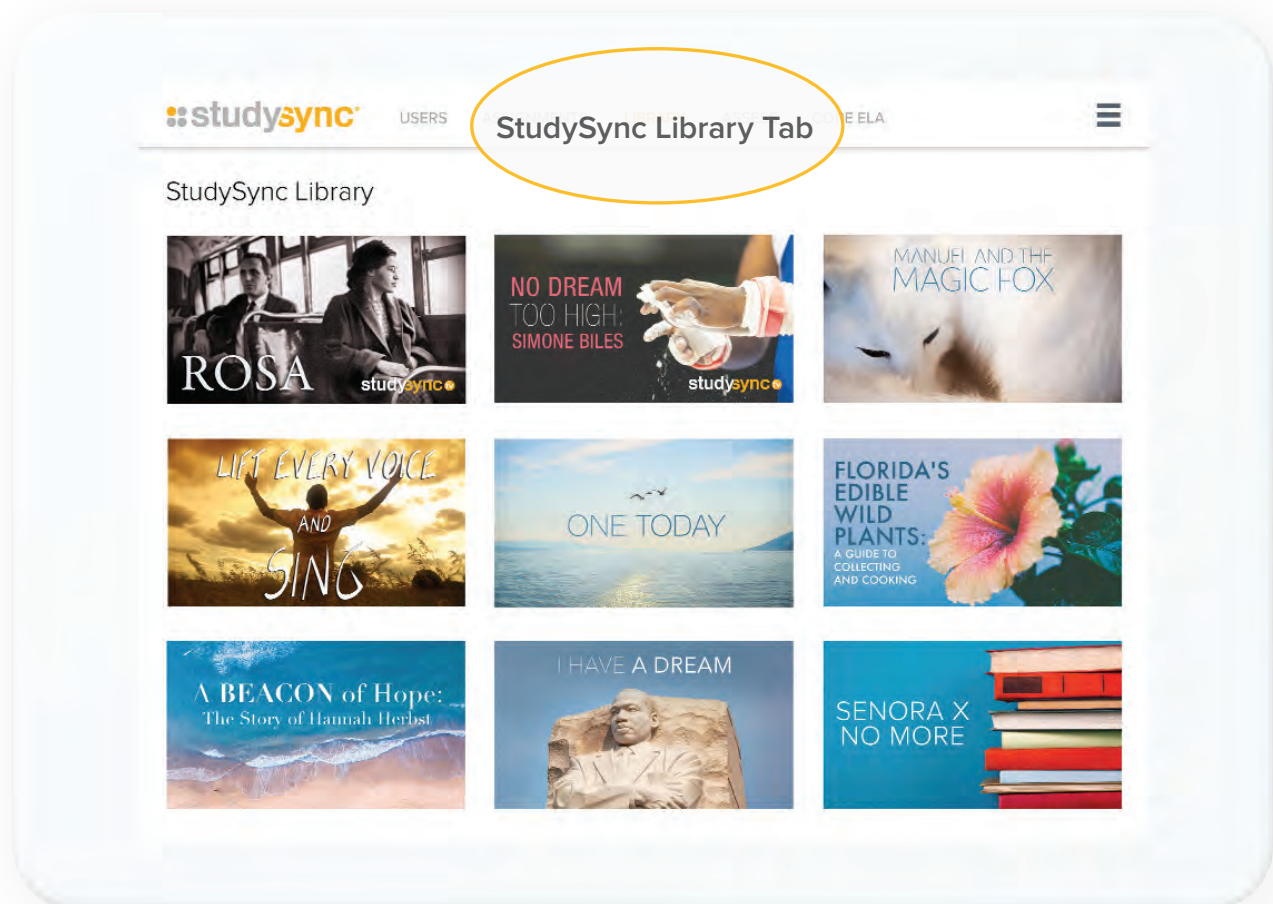
End-of-Unit Assessments provide further clarity on how your students are progressing against standards mastery.



End-of-Unit Assessments are also included on the "**End-of-Unit Assessment**" blade in your digital account.

# LIBRARY

Beyond the core content, the **StudySync Library** contains more than 1,800 text selections, Blasts, Skills, Units, Prompts, and Standards.

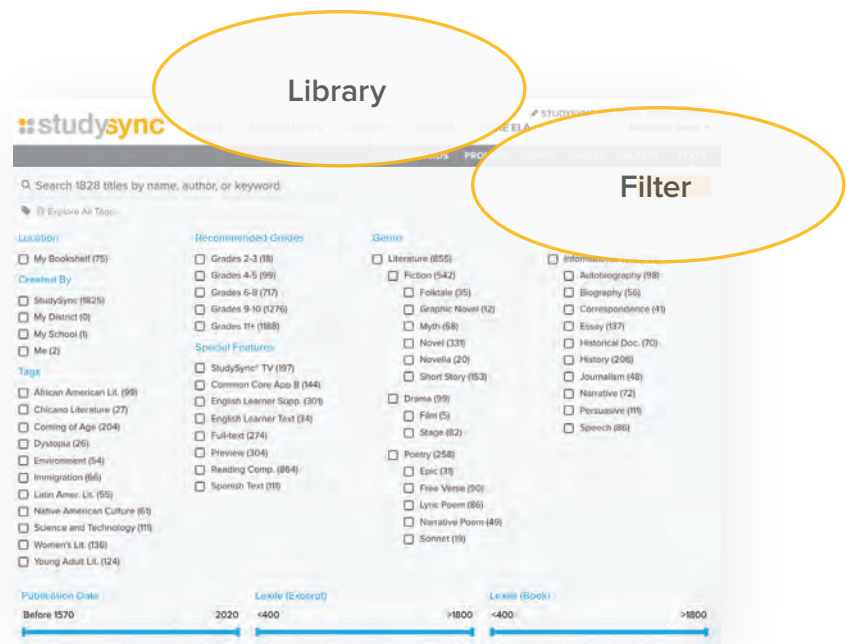


## Texts

01 Click the **Library** tab and select the **Texts** button in the gray bar to start exploring fiction and nonfiction titles.

02 View all of the resources available. The Library is always expanding with new content every week!

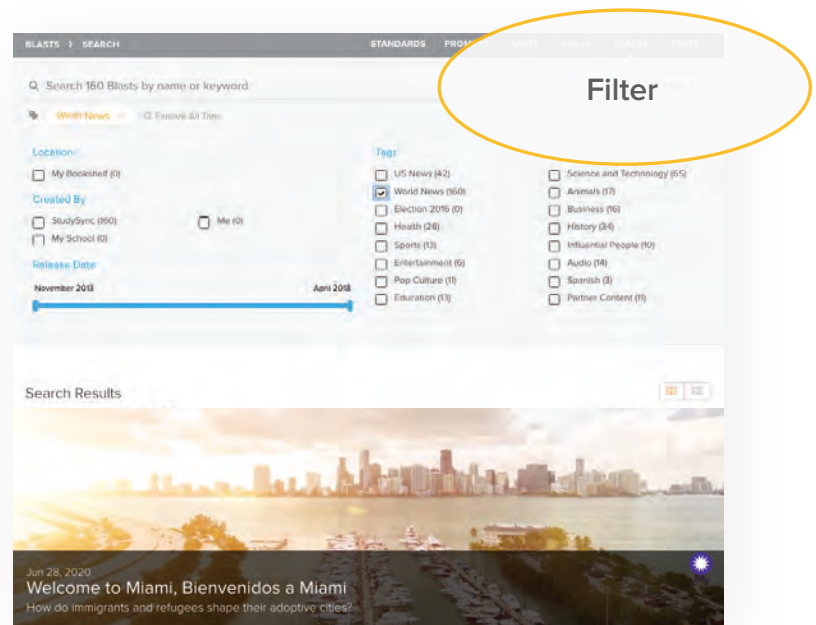
03 Use the **Filter** button to locate titles, authors, and topics within the 1800+ library of texts.



## Blasts Lessons - Current Events

**Blasts** are short read/write assignments covering current events and pop-culture topics while offering leveled text for differentiation. Blasts are integrated throughout the Instructional Path of the units as well as accessible in the Blasts Library. New Blasts are added each school day!

01 Explore the Blasts tab within the Library. Use the **Filter** to choose a category, and scroll to select a Blast from the results.

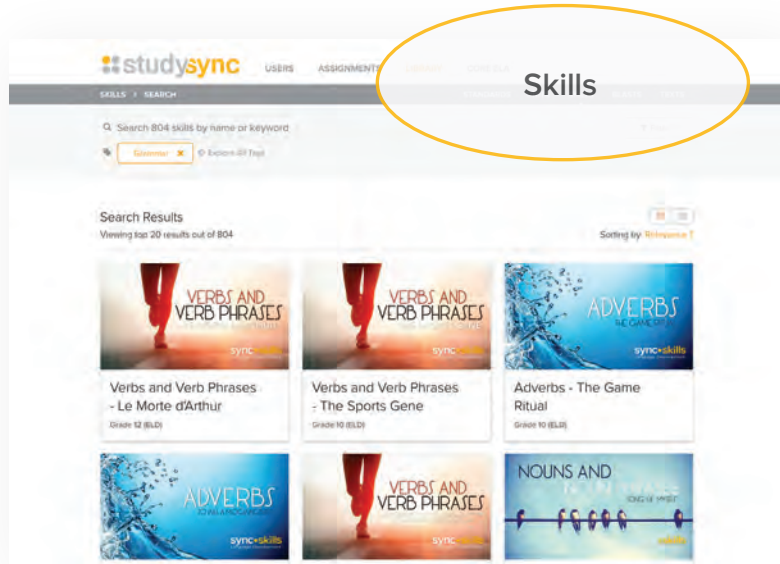




# ALSO FOUND IN THE LIBRARY

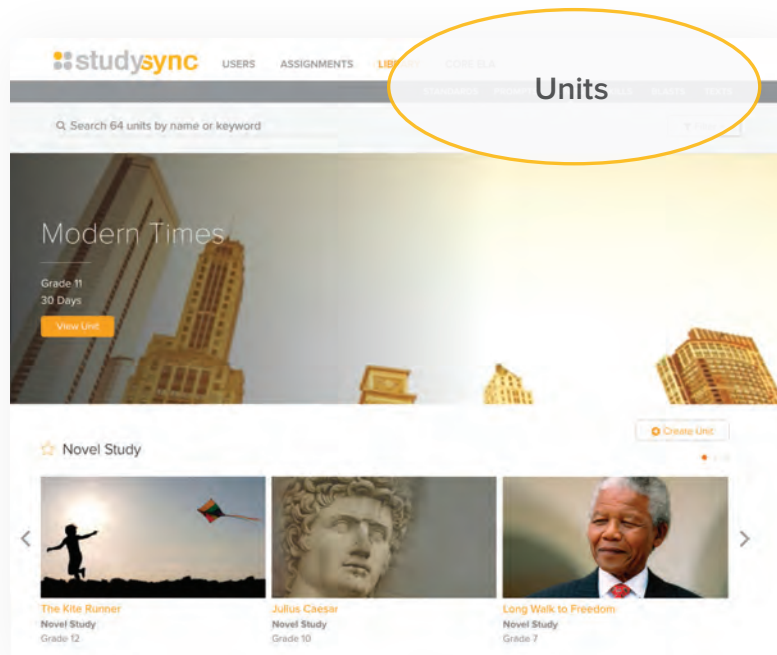
## Skills

Click on the Skills tab to locate hundreds of lessons including Grammar topics with lesson options for pre-teaching and re-teaching.



## Units

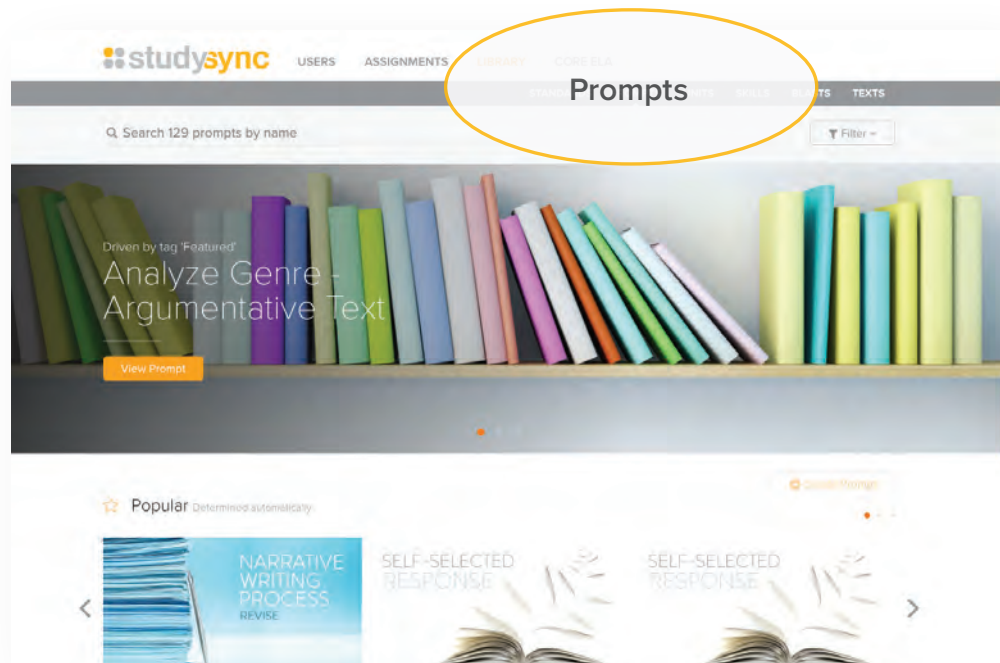
All available units, including Novel Study units, are housed within the Units tab.





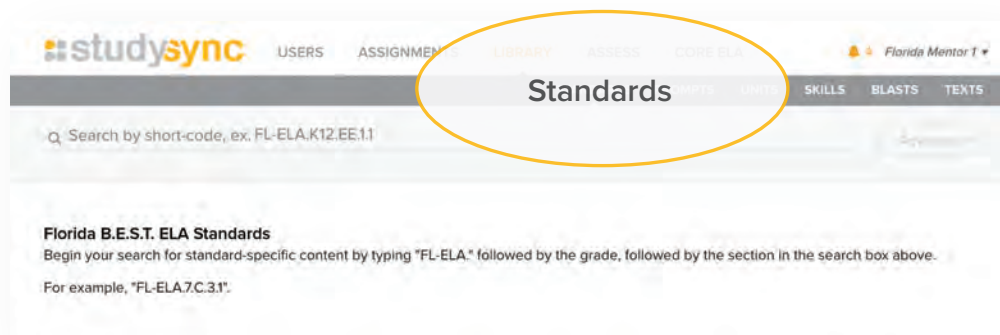
## Prompts

Seeking writing prompts? Visit this bank of prompts to select one for any assignment.



## Standards

Click on the Standards tab to locate lessons that match grammar, reading, writing, and speaking and listening standards.



FLORIDA  
**studysync**<sup>®</sup>  
BRING LITERATURE TO LIFE

