

UNIT 1 SKILLS OVERVIEW

UNIT THEME

Going Places

		WEEK 1		WEEK 2		WEEK 3	
		Realistic Fiction		Realistic Fiction		Informational Text	
		Mission Accomplished!		Too Many Places to Hide		At the Library	
Florida's B.E.S.T. Standards for English Language Arts		FL B.E.S.T. ELA		FL B.E.S.T. ELA		FL B.E.S.T. ELA	
READING WORKSHOP	Foundational Skills	Phonological Awareness: Initial and Final Sounds; Recognize Alliteration	ELA.K.F.1.2.d	Phonological Awareness: Middle Sounds; Recognize Alliteration; Blend and Segment Onset and Rime	ELA.K.F.1.2.d	Phonological Awareness: Blend and Segment Onset and Rime	ELA.K.F.1.2.c
		Phonics: Consonants <i>Mm /m/</i> and <i>Tt /t/</i>	ELA.K.F.1.3; ELA.K.F.1.3.a	Phonics: Short <i>Aa /a/</i> ; Consonant <i>Ss /s/</i>	ELA.K.F.1.3; ELA.K.F.1.3.b	Phonics: Consonants <i>Pp /p/</i> and <i>Cc /k/</i>	ELA.K.F.1.3; ELA.K.F.1.3.a
		High-Frequency Words: <i>I, am, the</i>	ELA.K.F.1.4	High-Frequency Words: <i>like, to, a</i>	ELA.K.F.1.4	High-Frequency Words: <i>have, is, he</i>	ELA.K.F.1.4
	Minilesson Bank	Infographic: Using Your Imagination	ELA.K12.EE.4.1	Poem: A New Place	ELA.K12.EE.4.1	Infographic: National Parks	ELA.K12.EE.4.1
		Realistic Fiction: <i>Mission Accomplished!</i>	ELA.K12.EE.2.1	Realistic Fiction: <i>Too Many Places to Hide</i>	ELA.K12.EE.2.1	Informational Text: <i>At the Library</i>	ELA.K12.EE.2.1
		Words That Name Different Shapes	ELA.K.V.1.3	Words That Can Name Actions	ELA.K.V.1.3	Words That Tell About Libraries	ELA.K.V.1.3
		Identify and Describe Characters	ELA.K.R.1.1	Describe Plot	ELA.K.R.1.1	Find Main Idea	ELA.K.R.2.2
		Use Text Evidence to Discuss Characters	ELA.K.R.1.1	Ask and Answer Questions About Plot	ELA.K.R.1.1	Use Text Evidence to Identify Main Idea	ELA.K.R.2.2
		Write to Sources: Respond to Realistic Fiction	ELA.K.R.3.3	Talk About It: Oral Response to Literature	ELA.K.R.3.3	Write to Sources: Respond to Informational Text	ELA.K.C.1.4
	Academic Vocabulary	Related Words	ELA.K.V.1.1	Synonyms and Antonyms	ELA.K.V.1.1	Context Clues	ELA.K.V.1.1
	Handwriting	Write Vertical and Horizontal Lines	ELA.K.C.1	Write Backward Circles and Slanted Lines	ELA.K.C.1	Write Forward Circles and Use Proper Sitting Position	ELA.K.C.1
	Read Like a Writer, Write for a Reader	Visualize	ELA.K.V.1.3	First-Person Text	ELA.K.R.1	Use Text Evidence	ELA.K12.EE.1.1
WRITING WORKSHOP	Weekly Focus	Introduce and Immerse		Develop Elements		Develop Structure	
	Minilesson Bank	Introduction to Writing Workshop	ELA.K.C.1.5	Parts of a Book: Front Cover, Back Cover, and Title Page	ELA.K.F.1.1.d	Types of Books	ELA.K.F.1.1.g
		What Good Writers Do During Writing Workshop	ELA.K12.EE.4.1	Parts of a Page: Author's Purpose for Words	ELA.K.F.1.1.d	Spaces Between Words	ELA.K.F.1.1.b
		What Good Writers Do During Writing Workshop	ELA.K.C.1.5	Parts of a Page: Author's Purpose for Pictures	ELA.K.F.1.1.d	Spaces Between Words	ELA.K.F.1.1.b
		What Writers Do During Independent Writing and Conferences	ELA.K12.EE.4.1	Meet the Author	ELA.K.F.1.1.d	When to Start a New Book	ELA.K.F.1.1.g
		What Writers Do During Independent Writing and Conferences	ELA.K12.EE.4.1	Meet the Author	ELA.K.F.1.1.d	When to Start a New Book	ELA.K.F.1.1.g
	Pre-Spelling	Concept Sort	ELA.K.V.1.3	Concept Sort	ELA.K.V.1.3	Concept Sort	ELA.K.V.1.3
	Language & Conventions	Singular Nouns	ELA.K.C.3.1	Singular Nouns	ELA.K.C.3.1	Plural Nouns	ELA.K.C.3.1
	Reading-Writing Workshop Bridge						



For expanded explicit instruction and corrective feedback, consult the **Reading Routines Companion**.

Essential Question

What makes a place special?

WEEK 4

Realistic Fiction

Where Is Twister?



FL B.E.S.T. ELA

Phonological Awareness: Middle Sounds; Initial and Final Sounds; Recognize Alliteration	ELA.K.F.1.2.d
Phonics: Short <i>li</i> /i/; Consonant <i>Nn</i> /n/	ELA.K.F.1.3; ELA.K.F.1.3.b
High-Frequency Words: <i>my, we, make</i>	ELA.K.F.1.4
Infographic: Exploring the Woods	ELA.K.12.EE.4.1
Realistic Fiction: <i>Where Is Twister?</i>	ELA.K.12.EE.2.1
Words That Can Tell About Actions	ELA.K.V.1.3
Describe Setting	ELA.K.R.1.1
Create New Understandings About Setting	ELA.K.R.1.1
Talk About It: Oral Response to Realistic Fiction	ELA.K.C.2.1
Word Parts	ELA.K.V.1.1
Use Proper Paper Position and Pencil Grip	ELA.K.C.1
Author's Craft	ELA.K.R.1

Writer's Craft

Writing Club	ELA.K.12.EE.6.1
Ask and Answer Questions During Writing Club	ELA.K.12.EE.4.1
Ask and Answer Questions About Drawings During Writing Club	ELA.K.12.EE.4.1
Make and Respond to Suggestions About Drawings During Writing Club	ELA.K.12.EE.4.1
Make and Respond to Suggestions During Writing Club	ELA.K.12.EE.4.1
Concept Sort	ELA.K.V.1.3
Plural Nouns	ELA.K.C.3.1

WEEK 5

Informational Text

A Visit to the Art Store



FL B.E.S.T. ELA

Phonological Awareness: Recognize Alliteration; Initial Sounds; Blend and Segment Onset and Rime	ELA.K.F.1.2.d
Phonics: Consonants <i>Bb</i> /b/ and <i>Rr</i> /r/	ELA.K.F.1.3; ELA.K.F.1.3.a
High-Frequency Words: <i>for, me, with</i>	ELA.K.F.1.4
Map: What Is in a Neighborhood?	ELA.K.12.EE.4.1
Informational Text: <i>A Visit to the Art Store</i>	ELA.K.12.EE.2.1
Words That Tell About Art Stores	ELA.K.V.1.3
Discuss Author's Purpose	ELA.K.R.2
Make Connections Between Author's Purpose and Society	ELA.K.R.2
Talk About It: Oral Response to Informational Text	ELA.K.R.2.2
Oral Language	ELA.K.V.1.1
Write the Letters <i>Ll</i> and <i>li</i>	ELA.K.C.1.1
Author's Use of Graphic Features	ELA.K.R.2

Publish, Celebrate, and Assess

Edit for Parts of a Book: Front Cover, Back Cover, and Title Page	ELA.K.F.1.1.d
Incorporate Peer Feedback	ELA.K.C.1.5
Incorporate Peer Feedback	ELA.K.C.1.5
How to Celebrate	ELA.K.12.EE.4.1
Assessment	ELA.K.F.1.1.d; ELA.K.F.1.1.g
Concept Sort	ELA.K.V.1.3
Singular and Plural Nouns	ELA.K.C.3.1

WEEK 6

Inquiry and Research

Let's Go!



FL B.E.S.T. ELA

Foundational Skills	
Phonological Awareness: Middle Sounds; Segment and Blend Phonemes	ELA.K.F.1.2.d
Phonics: Word Families <i>-an, -at, -in, -ip</i> ; /a/ Spelled <i>Aa</i> ; /i/ Spelled <i>Ii</i> ; Consonants <i>Bb</i> and <i>Rr</i>	ELA.K.F.1.3; ELA.K.F.1.3.a
High-Frequency Words: <i>she, see, look</i>	ELA.K.F.1.4
Compare Across Texts: Going Places	ELA.K.R.2.2
Inquire: Museums	ELA.K.C.4.1
Academic Vocabulary	ELA.K.V.1.1
Explore and Plan: Introduce Persuasive Writing	ELA.K.C.1.3
Conduct Research: Ask a Librarian	ELA.K.C.4.1
Refine Research: Take Notes	ELA.K.C.4.1
Collaborate and Discuss: Tell Your Opinion	ELA.K.C.1.3
Celebrate and Reflect	ELA.K.12.EE.4.1

B.E.S.T. STANDARDS

For more instruction and practice with standards, go to the Resource Download Center on SavvasRealize.com.



- **U1W1:** *Phonological Awareness*, Alliterative Words, p. 330. ELA.K.F.1.2.b
- **U1W1:** *Vocabulary*, Word Sort, p. 335. ELA.K.V.1.3

UNIT 2 SKILLS OVERVIEW

UNIT THEME

Living Together

Florida's B.E.S.T. Standards for English Language Arts		WEEK 1		WEEK 2		WEEK 3		
		Informational Text		Informational Text		Fiction		
		Animals on the Move		From Nectar to Honey		Do We Need This?		
		FL B.E.S.T. ELA		FL B.E.S.T. ELA		FL B.E.S.T. ELA		
READING WORKSHOP	Foundational Skills	Phonological Awareness: Initial and Final Sounds; Segment and Blend Phonemes	ELA.K.F.1.2.d; ELA.K.F.1.2.f	Phonological Awareness: Segment and Blend Phonemes; Alliteration; Initial and Final Sounds	ELA.K.F.1.2.d; ELA.K.F.1.2.f	Phonological Awareness: Identify Words; Segment and Blend Phonemes	ELA.K.F.1.2.f	
		Phonics: Consonants <i>Dd</i> /d/ and <i>Kk</i> /k/	ELA.K.F.1.3.a	Phonics: Short <i>Oo</i> /o/; Consonant <i>Ff</i> /f/	ELA.K.F.1.3.a; ELA.K.F.1.3.b	Phonics: Consonants <i>Hh</i> /h/ and <i>Ll</i> /l/	ELA.K.F.1.3.a	
		High-Frequency Words: <i>are, that, of</i>	ELA.K.F.1.4	High-Frequency Words: <i>they, you, do</i>	ELA.K.F.1.4	High-Frequency Words: <i>one, two, three</i>	ELA.K.F.1.4	
	Minilesson Bank	Infographic: Time to Move!	ELA.K12.EE.4.1	Infographic: Making a Place to Live	ELA.K12.EE.4.1	Diagram: Eating Well	ELA.K12.EE.4.1	
		Informational Text: <i>Animals on the Move</i>	ELA.K12.EE.2.1	Informational Text: <i>From Nectar to Honey</i>	ELA.K12.EE.2.1	Fiction: <i>Do We Need This?</i>	ELA.K12.EE.2.1	
		Words That Name Different Animals	ELA.K.V.1.3	Words That Tell About Bees	ELA.K.V.1.3	Words That Name What We Need	ELA.K.V.1.3	
		Find Main Idea and Supporting Details	ELA.K.R.2.2	Find Text Structure	ELA.K.R.2	Identify and Describe Characters	ELA.K.R.1.1	
		Make Inferences About Main Ideas	ELA.K.R.2.2; ELA.K12.EE.3.1	Ask and Answer Questions About Text Structure	ELA.K.R.2	Make Connections Between Personal Experiences and Characters	ELA.K.R.3.3	
		Talk About It: Oral Response to Informational Text	ELA.K.R.2.2	Write to Sources: Respond to Informational Text	ELA.K12.EE.4.1	Talk About It: Oral Response to Literature	ELA.K12.EE.4.1	
	READING-WRITING WORKSHOP BRIDGE	Academic Vocabulary	Related Words	ELA.K.V.1.1	Antonyms	ELA.K.V.1.1	Context Clues	ELA.K.V.1.1
		Handwriting	Write the Letters <i>Tt</i> and <i>Oo</i>	ELA.K.C.1.1	Write the Letters <i>Cc</i> and Words	ELA.K.C.1.1	Write the Letters <i>Aa</i> and <i>Dd</i>	ELA.K.C.1.1
		Read Like a Writer/Write for a Reader	Question-and-Answer Text Structure	ELA.K.R.2	Visualize	ELA.K.R.3.1	Analyze Third-Person Text	ELA.K12.EE.2.1
WRITING WORKSHOP	Weekly Focus	Introduce and Immerse		Develop Elements		Develop Structure		
	Minilesson Bank	Informational List Books	ELA.K.C.1.4	Compose a Title	ELA.K.C.1.4	Graphics	ELA.K.C.1.4	
		Main Idea and Details in Informational List Books	ELA.K.C.1.4	Explore Main Idea	ELA.K.C.1.4	Explore Words and Sentences	ELA.K.F.1.1.b	
		Simple Graphics in Informational List Books	ELA.K.C.1.4	Apply Main Idea	ELA.K.C.1.4	Apply Words and Sentences	ELA.K.F.1.1.b	
		Generate Ideas for List Books	ELA.K.C.1.5	Explore Details	ELA.K.C.1.4	Explore Organize Ideas	ELA.K.C.1.4	
		Plan List Book	ELA.K.C.1.4	Apply Details	ELA.K.C.1.4	Apply Organize Ideas	ELA.K.C.1.4	
	READING-WRITING WORKSHOP BRIDGE	Pre-Spelling	Rhyming Sort	ELA.K.F.1.2.b	Rhyming Sort	ELA.K.F.1.2.b	Rhyming Sort	ELA.K.F.1.2.b
		Language & Conventions	Adjectives and Articles	ELA.K.C.3.1	Adjectives and Articles	ELA.K.C.3.1	Present-Tense Verbs	ELA.K.C.3.1

Essential Question

What do living things need?



For expanded explicit instruction and corrective feedback, consult the **Reading Routines Companion**.

WEEK 4

Informational Text Open Wide!



FL B.E.S.T. ELA

Phonological Awareness: Segment and Blend Onset and Rime; Initial and Final Blends; Rhyming Words	ELA.K.F.1.2.b
Phonics: Consonant Gg /g/; Initial and Final Consonant Blends	ELA.K.F.1.3.a
High-Frequency Words: <i>four, five, here</i>	ELA.K.F.1.4
Infographic: How Anteaters Eat	ELA.K12.EE.4.1
Informational Text: <i>Open Wide!</i>	ELA.K12.EE.2.1
Words That Name Different Animals	ELA.K.V.1.3
Find Text Features	ELA.K.R.2.1
Make and Confirm Predictions About Text Features	ELA.K.R.2.1
Talk About It: Oral Response to Informational Text	ELA.K12.EE.4.1
Word Parts	ELA.K.V.1.1
Write the Letters <i>Ee</i> and <i>Ff</i>	ELA.K.C.1.1
Writer's Craft	ELA.K.F.1.1.g

Writer's Craft

Edit for Singular and Plural Nouns	ELA.K.C.1.5; ELA.K.C.3.1
Explore Edit for Capitalization	ELA.K.C.1.5; ELA.K.C.3.1
Apply Edit for Capitalization	ELA.K.C.1.5; ELA.K.C.3.1
Explore Edit for Adjectives	ELA.K.C.1.5
Apply Edit for Adjectives	ELA.K.C.1.5

Rhyming Sort	ELA.K.F.1.2.b
Verbs	ELA.K.C.3.1

WEEK 5

Persuasive Text Run, Jump, and Swim



FL B.E.S.T. ELA

Phonological Awareness: Medial Sounds; Initial Sounds; Rhyming Words	ELA.K.F.1.2.b; ELA.K.F.1.2.d
Phonics: Short <i>Ee</i> /e/; Consonants <i>Ww</i> /w/ and <i>Yy</i> /y/	ELA.K.F.1.3.a; ELA.K.F.1.3.b
High-Frequency Words: <i>go, from, yellow</i>	ELA.K.F.1.4
Poem: Let's Exercise!	ELA.K12.EE.4.1
Persuasive Text: <i>Run, Jump, and Swim</i>	ELA.K12.EE.2.1
Words That Can Name Actions	ELA.K.V.1.3
Find Text Structure	ELA.K.R.2
Find Important Details Using Text Structures	ELA.K.R.2.2
Write to Sources: Respond to Persuasive Text	ELA.K.C.1.4
Oral Language	ELA.K.V.1.1
Write Words and the Letters <i>Gg</i>	ELA.K.C.1.1
Supporting Points in a Text	ELA.K.R.2.2


Publish, Celebrate, and Assess

Edit for Prepositions	ELA.K.C.1.5
Edit for Capitalization	ELA.K.C.1.5
Prepare for Celebration	ELA.K.C.3.1
Celebration	ELA.K.C.2.1; ELA.K12.EE.4.1
Assessment	ELA.K12.EE.5.1

Rhyming Sort	ELA.K.F.1.2.b
Future-Tense Verbs	ELA.K.C.3.1

WEEK 6

Inquiry and Research Get a Pet!



FL B.E.S.T. ELA

Foundational Skills	
Phonological Awareness: Rhyming Words	ELA.K.F.1.2.b
Phonics: Word Families <i>-op, -ot, -en, -et</i>	ELA.K.F.1.3
High-Frequency Words: <i>blue, green, what</i>	ELA.K.F.1.4
Compare Across Texts: Living Together	ELA.K.R.2.2
Inquire: What Pets Need	ELA.K.C.4.1
Academic Vocabulary	ELA.K.V.1.1
Explore and Plan: Introduce Informational Writing	ELA.K.C.1.4
Conduct Research: Sources	ELA.K.C.4.1
Collaborate and Discuss: Revise and Edit	ELA.K.C.4.1; ELA.K12.EE.4.1
Celebrate and Reflect	ELA.K12.EE.4.1

B.E.S.T. STANDARDS

For more instruction and practice with standards, go to the Resource Download Center on [SavvasRealize.com](https://www.savvasrealize.com).



- **U2W3:** *Reading*, Author and Illustrator, p. 331. ELA.K.R.1.3
- **U2W4:** *Reading*, Predict and Confirm, p. 332. ELA.K.R.2.1
- **U2W4:** *Reading*, Predict and Confirm, p. 333. ELA.K.R.2.1

UNIT THEME

Tell Me a Story

		WEEK 1		WEEK 2		WEEK 3		
		Folktale		Fairy Tales		Poetry		
		How Anansi Got His Stories		The Gingerbread Man and The Story of Cornbread Man		Poetry Collection		
Florida's B.E.S.T. Standards for English Language Arts		FL B.E.S.T. ELA		FL B.E.S.T. ELA		FL B.E.S.T. ELA		
READING WORKSHOP	Foundational Skills		Phonological Awareness: Syllables; Final Sounds	ELA.K.F.1.2.a; ELA.K.F.1.2.d	Phonological Awareness: Middle Sounds; Syllables; Rhyming Words	ELA.K.F.1.2.b; ELA.K.F.1.2.d	Phonological Awareness: Syllables; Initial Sounds; Word Count	ELA.K.F.1.2.a; ELA.K.F.1.2.d
			Phonics: Consonants <i>Jj</i> /j/ and <i>Xx</i> /ks/	ELA.K.F.1.3.a	Phonics: Short <i>Uu</i> /u/; Consonant <i>Vv</i> /v/	ELA.K.F.1.3.a; ELA.K.F.1.3.b	Phonics: Consonants <i>Zz</i> /z/ and <i>Qq</i> /kw/	ELA.K.F.1.3.a
			High-Frequency Words: <i>was, said, where</i>	ELA.K.F.1.4	High-Frequency Words: <i>any, come, play</i>	ELA.K.F.1.4	High-Frequency Words: <i>her, how, down</i>	ELA.K.F.1.4
	Minilesson Bank		Infographic: Learning from Fables	ELA.K12.EE.4.1	Infographic: Telling Stories Different Ways	ELA.K12.EE.4.1	Poetry: <i>Little Boy Blue</i> and <i>Little Miss Muffet</i>	ELA.K12.EE.4.1
			Folktale: <i>How Anansi Got His Stories</i>	ELA.K12.EE.2.1	Fairy Tales: <i>The Gingerbread Man</i> and <i>The Story of Cornbread Man</i>	ELA.K12.EE.2.1	Poetry: Poetry Collection	ELA.K12.EE.2.1
			Words That Can Name Characters in Folktales	ELA.K.V.1.3	Words That Can Name Actions	ELA.K.V.1.3	Words That Can Describe Actions	ELA.K.V.1.3
			Discuss Theme	ELA.K.R.1	Compare and Contrast Stories	ELA.K.R.3.3	Discuss Rhyme and Rhythm	ELA.K.R.1.4
			Visualize Details	ELA.K.R.3.1	Make Inferences	ELA.K12.EE.3.1	Ask and Answer Questions	ELA.K.R.1
			Talk About It: Oral Response to Literature	ELA.K.R.3.3	Talk About It: Oral Response to Literature	ELA.K.R.3.2.a	Write to Sources: Respond to Poetry	ELA.K.R.1
	READING-WRITING WORKSHOP BRIDGE	Academic Vocabulary	Related Words	ELA.K.V.1.1	Antonyms	ELA.K.V.1.1	Context Clues	ELA.K.V.1.1
		Handwriting	Write the Letters <i>Jj</i> and <i>Qq</i>	ELA.K.C.1.1	Write the Letters <i>Uu</i> and <i>Ss</i>	ELA.K.C.1.1	Write the Letters <i>Bb</i> and Words	ELA.K.C.1.1
		Read Like a Writer/Write for a Reader	Visualize	ELA.K.R.3.1	Author's Craft	ELA.K.R.3.1	Words to Visualize	ELA.K.R.3.1
WRITING WORKSHOP	Weekly Focus		Introduce and Immerse		Develop Elements		Develop Structure	
	Minilesson Bank		Fiction	ELA.K.R.1.1	Setting	ELA.K.C.1.2	Organize Ideas	ELA.K.C.1.2
			Fiction: Characters and Setting	ELA.K.R.1.1	Explore Characters	ELA.K.C.1.2	Explore Compose a Beginning	ELA.K.C.1.2
			Fiction: Plot	ELA.K.R.1.1	Apply Characters	ELA.K.C.1.2	Apply Compose a Beginning	ELA.K.C.1.2
			Generate Ideas	ELA.K.C.1.5	Explore Plot	ELA.K.C.1.2	Explore Compose an End	ELA.K.C.1.2
			Plan Your Fiction Story	ELA.K.C.1.5	Apply Plot	ELA.K.C.1.2	Apply Compose an End	ELA.K.C.1.2
	READING-WRITING WORKSHOP BRIDGE	Pre-Spelling	Letter Sort	ELA.K.F.1.1	Letter Sort	ELA.K.F.1.1	Letter Sort	ELA.K.F.1.1
		Language & Conventions	Subjective Case Pronouns	ELA.K.C.3.1	Objective Case Pronouns	ELA.K.C.3.1	Possessive Case Pronouns	ELA.K.C.3.1

Essential Question

Why do we like stories?



For expanded explicit instruction and corrective feedback, consult the **Reading Routines Companion**.

WEEK 4

Fiction

The Best Story



FL B.E.S.T. ELA

Phonological Awareness: Syllables; Words with /a/ and /ā/; Rhyming Words

ELA.K.F.1.2.d

Phonics: Short Aa /a/ and Long Aa /ā/

ELA.K.F.1.3.b

High-Frequency Words: away, give, little

ELA.K.F.1.4

Infographic: What Stories Do You Like?

ELA.K12.EE.4.1

Fiction: *The Best Story*

ELA.K12.EE.2.1

Words That Can Be Used in Stories

ELA.K.V.1.3

Discuss Author's Purpose

ELA.K.R.1

Make and Confirm Predictions

ELA.K.R.1

Talk About It: Oral Response to Literature

ELA.K.R.3.3

Word Parts

ELA.K.V.1.1

Write the Letters *Pp* and *Rr*

ELA.K.C.1.1

Analyze Third-Person Text

ELA.K.R.1

Writer's Craft

Edit for Subjective and Objective Pronouns

ELA.K.C.1.5; ELA.K.C.3.1

Explore Edit for Complete Sentences

ELA.K.C.1.5; ELA.K.C.3.1

Apply Edit for Complete Sentences

ELA.K.C.1.5; ELA.K.C.3.1

Explore Edit for Adjectives and Articles

ELA.K.C.1.5; ELA.K.C.3.1

Apply Edit for Adjectives and Articles

ELA.K.C.1.5; ELA.K.C.3.1

Vowel Activity

ELA.K.F.1.3

Prepositions

ELA.K.C.3.1

WEEK 5

Myth

Mosni Can Help



FL B.E.S.T. ELA

Phonological Awareness: Syllables; Middle Sounds

ELA.K.F.1.2.a; ELA.K.F.1.2.d

Phonics: Short *li* /i/ and Long *li* /ī/

ELA.K.F.1.3.b

High-Frequency Words: some, were, funny

ELA.K.F.1.4

Infographic: What Is a Myth?

ELA.K.R.3.2.a

Myth: *Mosni Can Help*

ELA.K12.EE.2.1

Words That Name Animals in Myths

ELA.K.V.1.3

Describe Plot

ELA.K.R.3.2.a

Make Connections

ELA.K.R.3.3

Write to Sources: Draw Using Text Evidence

ELA.K.R.3.3

Oral Language

ELA.K.V.1.1

Write the Letters *Nn* and *Mm*

ELA.K.C.1.1

Text Structure

ELA.K.R.1

Publish, Celebrate, and Assess

Edit for Punctuation Marks

ELA.K.C.1.5; ELA.K.C.3.1

Edit for Capitalization

ELA.K.C.1.5; ELA.K.C.3.1

Prepare for Celebration

ELA.K.C.3.1

Celebration

ELA.K.C.2.1; ELA.K12.EE.4.1

Assessment

ELA.K12.EE.5.1

Vowel Activity

ELA.K.F.1.3

Prepositions

ELA.K.C.3.1

WEEK 6

Inquiry and Research

My Favorite Story



FL B.E.S.T. ELA

Foundational Skills

Phonological Awareness: Middle Sounds

ELA.K.F.1.2.d

Phonics: Word Families -ug, -un, -ub, -ut

ELA.K.F.1.3

High-Frequency Words: live, know, going

ELA.K.F.1.4

Compare Across Texts: Tell Me a Story

ELA.K.R.3.3

Inquire: My Favorite Story

ELA.K.C.1.3

Academic Words

ELA.K.V.1.1

Explore and Plan: Explore Persuasive Writing

ELA.K.C.1.3

Conduct Research: Use a Library Data Base

ELA.K.C.1.3; ELA.K12.EE.4.1

Refine Research: Take Notes

ELA.K.C.1.3

Collaborate and Discuss: Revise and Edit

ELA.K.C.1.3

Celebrate and Reflect

ELA.K.C.1.3



B.E.S.T. STANDARDS

For more instruction and practice with standards, go to the Resource Download Center on [SavvasRealize.com](https://www.savvasrealize.com).



• **U3W2:** *Reading*, Descriptive Words, p. 334. ELA.K.R.3.1

UNIT THEME

Then and Now

		WEEK 1		WEEK 2		WEEK 3		
		Narrative Nonfiction		Narrative Nonfiction		Fiction		
		Cars Are Always Changing		Uncovering the Past		Grandma's Phone		
Florida's B.E.S.T. Standards for English Language Arts		FL B.E.S.T. ELA		FL B.E.S.T. ELA		FL B.E.S.T. ELA		
READING WORKSHOP	Foundational Skills	Phonological Awareness: Middle Sounds; Blend and Segment Sounds; Count Words	ELA.K.F.1.2.d	Phonological Awareness: Middle Sounds; Identify and Count Words and Syllables	ELA.K.F.1.2.a; ELA.K.F.1.2.d	Phonological Awareness: Middle Sounds; Syllables	ELA.K.F.1.2.a; ELA.K.F.1.2.d	
		Phonics: Short <i>Oo</i> /o/ and Long <i>Oo</i> /ō/	ELA.K.F.1.3.b	Phonics: Short <i>Uu</i> /u/ and Long <i>Uu</i> /ū/	ELA.K.F.1.3.b	Phonics: Short <i>Ee</i> /e/ and Long <i>Ee</i> /ē/	ELA.K.F.1.3.b	
		High-Frequency Words: <i>find, over, again</i>	ELA.K.F.1.4	High-Frequency Words: <i>all, now, pretty</i>	ELA.K.F.1.4	High-Frequency Words: <i>black, brown, white</i>	ELA.K.F.1.4	
	Minilesson Bank	Infographic: Making Communication Better	ELA.K12.EE.4.1	Infographic: Learning About the Past	ELA.K12.EE.4.1	Time Line: Changing Phones	ELA.K12.EE.4.1	
		Narrative Nonfiction: <i>Cars Are Always Changing</i>	ELA.K12.EE.2.1	Narrative Nonfiction: <i>Uncovering the Past</i>	ELA.K12.EE.2.1	Fiction: <i>Grandma's Phone</i>	ELA.K12.EE.2.1	
		Words That Name Different Inventions	ELA.K.V.1.3	Words That Relate to Archaeology	ELA.K.V.1.3	Words That Relate to Places	ELA.K.V.1.3	
		Describe Connections	ELA.K.R.2	Find Main Idea and Supporting Details	ELA.K.R.2.2	Describe Setting	ELA.K.R.1.1	
		Find Important Details	ELA.K.R.2.2	Make Inferences	ELA.K12.EE.3.1	Visualize Details	ELA.K.R.1.1	
		Talk About It: Oral Response to Narrative Nonfiction	ELA.K.R.2.2	Write to Sources: Write Using Text Evidence	ELA.K12.EE.1.1	Talk About It: Oral Response to Literature	ELA.K.R.3	
	READING-WRITING WORKSHOP BRIDGE	Academic Vocabulary	Related Words	ELA.K.V.1.1	Synonyms	ELA.K.V.1.1	Context Clues	ELA.K.V.1.1
		Handwriting	Write the Letters <i>Hh</i> and Words	ELA.K.C.1.1	Write the Letters <i>Vv</i> and <i>Yy</i>	ELA.K.C.1.1	Write the Letters <i>Ww</i> and <i>Xx</i>	ELA.K.C.1.1
		Read Like a Writer/Write for a Reader	First-Person Text	ELA.K.R.2	Visualize	ELA.K.R.3.1	Analyze Third-Person Text	ELA.K.R.1
	WRITING WORKSHOP	Weekly Focus	Introduce and Immerse		Develop Elements		Develop Structure	
Minilesson Bank		Personal Narratives	ELA.K.R.1	Setting	ELA.K.C.1.2	What Happens First	ELA.K.C.1.2	
		Personal Narratives: Characters and Setting	ELA.K.C.1.2	Explore Narrator	ELA.K.C.1.2	Explore What Happens Next	ELA.K.C.1.2	
		Personal Narratives: Plot	ELA.K.C.1.2	Apply Narrator	ELA.K.C.1.2	Apply What Happens Next	ELA.K.C.1.2	
		Generate Ideas	ELA.K.C.1.2	Explore Plot	ELA.K.C.1.2	Explore What Happens Last	ELA.K.C.1.2	
		Plan Your Personal Narrative	ELA.K.C.1.5	Apply Plot	ELA.K.C.1.2	Apply What Happens Last	ELA.K.C.1.2	
READING-WRITING WORKSHOP BRIDGE		Spelling	Spell Words	ELA.K.C.3.1	Spell Words	ELA.K.C.3.1	Spell Words	ELA.K.C.3.1
		Language & Conventions	Complete Sentences	ELA.K.C.3.1	Kinds of Sentences	ELA.K.C.3.1	End Punctuation	ELA.K.C.3.1



For expanded explicit instruction and corrective feedback, consult the **Reading Routines Companion**.

Essential Question

What can we learn from the past?

WEEK 4

Narrative Nonfiction

Changing Laws, Changing Lives: Martin Luther King, Jr.



FL B.E.S.T. ELA

Phonological Awareness: Identify and Count Words in Sentences; Recognize Alliteration; Identify and Produce Rhyming Words	ELA.K.F.1.2.b
Phonics: Review and Reinforce: Words for <i>Pp</i> /p/ and <i>Yy</i> /y/; Words for Short <i>li</i> /i/ and Long <i>li</i> /i/	ELA.K.F.1.3.a; ELA.K.F.1.3.b
High-Frequency Words: <i>good, open, could</i>	ELA.K.F.1.4
Infographic: Then and Now	ELA.K12.EE.4.1
Narrative Nonfiction: <i>Changing Laws, Changing Lives: Martin Luther King, Jr.</i>	ELA.K12.EE.2.1
Words That Relate to Civil Rights	ELA.K.V.1.3
Find Text Features	ELA.K.R.2.1
Create New Understandings	ELA.K.R.2
Write to Sources: Write Using Text Evidence	ELA.K12.EE.1.1

Word Parts	ELA.K.V.1.1
Write the Letters <i>Kk</i> and <i>Zz</i>	ELA.K.C.1.1
Supporting Information	ELA.K.R.2.2

Writer's Craft

Edit for Punctuation Marks	ELA.K.C.1.5; ELA.K.C.3.1
Explore Verbs	ELA.K.C.1.2; ELA.K.C.3.1
Apply Verbs	ELA.K.C.1.2; ELA.K.C.3.1
Explore Subjective Possessive Pronouns	ELA.K.C.1.2; ELA.K.C.3.1
Apply Subjective Possessive Pronouns	ELA.K.C.1.2; ELA.K.C.3.1

Spell Words	ELA.K.C.3.1
Question Words	ELA.K.C.3.1

WEEK 5

Fiction

Tempura, Tempura



FL B.E.S.T. ELA

Phonological Awareness: Add Phonemes; Identify and Produce Rhyming Words; Identify and Count Words in Sentences	ELA.K.F.1.2.b
Phonics: Review and Reinforce: Words for <i>Dd</i> /d/, <i>Ff</i> /f/, <i>Vv</i> /v/; Words for Short <i>Ee</i> /e/	ELA.K.F.1.3.a; ELA.K.F.1.3.b
High-Frequency Words: <i>want, every, please</i>	ELA.K.F.1.4
Poem: A Family Tradition	ELA.K12.EE.4.1
Fiction: <i>Tempura, Tempura</i>	ELA.K12.EE.2.1
Words That Relate to Family Traditions	ELA.K.V.1.3
Determine Theme	ELA.K.R.1
Ask and Answer Questions	ELA.K.R.1
Talk About It: Oral Response to Literature	ELA.K.R.3.2.a

Oral Language	ELA.K.V.1.1
Write Words and Numerals 1, 2	ELA.K.C.1.1
Graphic Features	ELA.K.R.2.1

Publish, Celebrate, Assess

Edit for Capitalization	ELA.K.C.1.5; ELA.K.C.3.1
Edit for Spelling	ELA.K.C.1.5; ELA.K.C.3.1
Prepare for Celebration	ELA.K.C.1.2; ELA.K.C.1.5
Celebration	ELA.K.C.2.1; ELA.K12.EE.4.1
Assessment	ELA.K.C.1.2

Spell Words	ELA.K.C.3.1
Question Words	ELA.K.C.3.1

WEEK 6

Inquiry and Research



Looking Back

FL B.E.S.T. ELA

FOUNDATIONAL SKILLS

Phonological Awareness: Middle Sounds	ELA.K.F.1.2.d
Review and Reinforce Phonics: Words for <i>Hh</i> and <i>Xx</i> ; Words for Short <i>Uu</i> /u/ and Long <i>Uu</i> /ū/	ELA.K.F.1.3.a; ELA.K.F.1.3.b
Review and Reinforce Spelling: Spell Words	ELA.K.C.3.1
High-Frequency Words: <i>may, this, round</i>	ELA.K.F.1.4
Compare Across Texts: Then and Now	ELA.K.C.4.1
Inquire: What Was Life Like for Children in the Past?	ELA.K.C.1.4
Academic Words	ELA.K.V.1.1
Explore and Plan: Informational Writing	ELA.K.C.1.5
Conduct Research: Conduct an Interview	ELA.K12.EE.4.1
Refine Research: Take Notes	ELA.K.C.1.5
Collaborate and Discuss: Revise and Edit	ELA.K.C.1.5; ELA.K12.EE.4.1
Celebrate and Reflect	ELA.K.C.1.4

UNIT THEME

Outside My Door

		WEEK 1		WEEK 2		WEEK 3		
		Informational Text		Informational Text		Poetry		
		Weather Around the World		A Desert in Bloom		Poetry Collection		
Florida's B.E.S.T. Standards for English Language Arts		FL B.E.S.T. ELA		FL B.E.S.T. ELA		FL B.E.S.T. ELA		
READING WORKSHOP	Foundational Skills	Phonological Awareness: Segment and Blend Phonemes and Syllables; Manipulate Syllables	ELA.K.F.1.2.a; ELA.K.F.1.2.f	Phonological Awareness: Identify and Count Syllables; Manipulate Syllables; Add Phonemes	ELA.K.F.1.2.e; ELA.K.F.1.2.f	Phonological Awareness: Segment and Blend Phonemes and Syllables; Manipulate Syllables; Recognize Alliteration	ELA.K.F.1.2.e; ELA.K.F.1.2.f	
		Phonics: Review and Reinforce: Words for Cc /k/ and Tt /t/; Words for Short Oo /o/ and Long Oo /ō/	ELA.K.F.1.3.a; ELA.K.F.1.3.b	Phonics: Review and Reinforce: Words for Bb /b/, Jj /j/; Initial and Final Blends	ELA.K.F.1.3.a	Phonics: Review and Reinforce: Words for Gg /g/, Qq /kw/; Short Aa /a/ and Long Aa /ā/	ELA.K.F.1.3.a; ELA.K.F.1.3.b	
		High-Frequency Words: <i>be, saw, our</i>	ELA.K.F.1.4	High-Frequency Words: <i>eat, soon, walk</i>	ELA.K.F.1.4	High-Frequency Words: <i>who, into, there</i>	ELA.K.F.1.4	
	Minilesson Bank	Web Site: Weather in Our Country	ELA.K12.EE.4.1	Infographic: Living in the Desert	ELA.K12.EE.4.1	Poetry: Weather Poems	ELA.K12.EE.4.1	
		Informational Text: <i>Weather Around the World</i>	ELA.K12.EE.2.1	Informational Text: <i>A Desert in Bloom</i>	ELA.K12.EE.2.1	Poetry: <i>Poetry Collection</i>	ELA.K12.EE.2.1	
		Words That Describe Weather	ELA.K.V.1.3	Words That Relate to Plants in Hot Climates	ELA.K.V.1.3	Words That Describe Planting	ELA.K.V.1.3	
		Connect Text and Illustrations	ELA.K.R.2	Find Text Structure	ELA.K.R.2	Discuss Rhyme and Rhythm	ELA.K.R.1.4	
		Make Inferences	ELA.K12.EE.3.1	Find Important Details	ELA.K.R.2.2	Visualize Details	ELA.K.R.3.1	
		Write to Sources: Respond to Informational Text	ELA.K12.EE.2.1	Talk About It: Oral Response to Informational Text	ELA.K12.EE.4.1	Write to Sources: Respond to Poetry	ELA.K.C.1.3	
	READING-WRITING WORKSHOP BRIDGE	Academic Vocabulary	Related Words	ELA.K.V.1.1	Synonyms and Antonyms	ELA.K.V.1.1	Context Clues	ELA.K.V.1.1
		Handwriting	Write Numerals 3–6	ELA.K.C.1	Write Numerals 7–9, 0	ELA.K.C.1	Write Numerals 1–10	ELA.K.C.1
		Read Like a Writer/Write for a Reader	Graphic Features	ELA.K.R.2.1	Author’s Craft	ELA.K.R.3.1	Analyze: Rhyme and Rhythm	ELA.K.R.1.4
WRITING WORKSHOP	Weekly Focus		Introduce and Immerse		Develop Elements		Develop Structure	
	Minilesson Bank	Question and Answer Books	ELA.K.C.1.4	What You Know About Your Topic	ELA.K.C.1.4; ELA.K.C.1.5	Organize Ideas	ELA.K.C.1.5	
		Question and Answer Books: Questions	ELA.K.C.1.4	Explore Compose Questions	ELA.K.C.1.4	Explore Compose an Introduction and Conclusion	ELA.K.C.1.4	
		Question and Answer Books: Answers	ELA.K.C.1.4	Apply Compose Questions	ELA.K.C.1.4	Apply Compose an Introduction and Conclusion	ELA.K.C.1.4	
		Generate Ideas	ELA.K.C.1.4	Explore Compose Answers	ELA.K.C.1.4	Explore Graphics	ELA.K.C.5.1	
		Plan Your Question and Answer Books	ELA.K.C.1.5	Apply Compose Answers	ELA.K.C.1.4	Apply Graphics	ELA.K.C.5.1	
	READING-WRITING WORKSHOP BRIDGE	Spelling	Spell CVC Words	ELA.K.F.1.3; ELA.K.C.3.1	Spell CCVC Words	ELA.K.C.3.1	Spell VC Words	ELA.K.C.3.1
		Language & Conventions	Capitalization	ELA.K.C.3.1	End Punctuation	ELA.K.C.3.1	Complete Sentences	ELA.K.C.3.1



For expanded explicit instruction and corrective feedback, consult the **Reading Routines Companion**.


Essential Question

What can we learn from the weather?

WEEK 4

Informational Text

Tornado Action Plan and Blizzard Action Plan



FL B.E.S.T. ELA

Phonological Awareness: Substitute Phonemes; Segment and Blend Phonemes; Manipulate Syllables	ELA.K.F.1.2.e; ELA.K.F.1.2.f
Phonics: Review and Reinforce: Words for <i>Kk</i> /k/, <i>Ss</i> /s/, <i>Ww</i> /w/, and <i>Mm</i> /m/	ELA.K.F.1.3.a
High-Frequency Words: <i>so, out, then</i>	ELA.K.F.1.4
Infographic: Be Prepared!	ELA.K12.EE.4.1
Informational Text: <i>Tornado Action Plan and Blizzard Action Plan</i>	ELA.K12.EE.2.1
Words That Describe Bad Weather	ELA.K.V.1.3
Compare and Contrast Texts	ELA.K.R.2.2
Ask and Answer Questions	ELA.K.V.1.2
Talk About It: Oral Response to Informational Text	ELA.K12.EE.4.1

Word Parts	ELA.K.V.1.1
Write Simple Sentences	ELA.K.C.1.1; ELA.K.C.3.1
Analyze Text Structure	ELA.K.R.2

Writer's Craft


Edit for Verbs	ELA.K.C.1.5; ELA.K.C.3.1
Explore Digital Tools to Produce Writing	ELA.K.C.1.4
Apply Digital Tools to Produce Writing	ELA.K.C.1.4
Explore Digital Tools to Publish Writing	ELA.K.C.1.4
Apply Digital Tools to Publish Writing	ELA.K.C.1.4

Spell CCVC Words	ELA.K.C.3.1
Expand Sentences	ELA.K.C.3.1

WEEK 5

Drama

Who Likes Rain?



FL B.E.S.T. ELA

Phonological Awareness: Segment and Blend Syllables; Manipulate Syllables; Substitute Phonemes	ELA.K.F.1.2.e; ELA.K.F.1.2.f
Phonics: Review and Reinforce: Words for <i>Ll</i> /l/, <i>Nn</i> /n/, <i>Rr</i> /r/, and <i>Zz</i> /z/	ELA.K.F.1.3.a
High-Frequency Words: <i>new, too, when</i>	ELA.K.F.1.4
Infographic: How Rain Helps Elephants	ELA.K12.EE.4.1
Drama: <i>Who Likes Rain?</i>	ELA.K12.EE.2.1
Words That Relate to Helping the Earth	ELA.K.V.1.3
Discuss Characters in Drama	ELA.K12.EE.1.1
Create New Understandings	ELA.K12.EE.1.1
Talk About It: Oral Response to Drama	ELA.K12.EE.4.1

Oral Language	ELA.K.V.1.1
Write Simple Sentences	ELA.K.C.1.1; ELA.K.C.3.1
Author's Purpose	ELA.K12.EE.1.1

Publish, Celebrate, and Assess

Edit for Spelling	ELA.K.C.1.5; ELA.K.C.3.1
Add Details	ELA.K.C.1.5
Prepare for Celebration	ELA.K.C.1.5; ELA.K.C.3.1
Celebration	ELA.K.C.2.1; ELA.K12.EE.4.1
Assessment	ELA.K.C.1.5; ELA.K.C.3.1

Spell Short Vowel Words	ELA.K.F.1.3.b; ELA.K.C.3.1
Expand Sentences	ELA.K.C.3.1

WEEK 6

Inquiry and Research

The Best Weather



FL B.E.S.T. ELA

Foundational Skills	
Phonological Awareness: Segment and Blend Syllables; Add Phonemes	ELA.K.F.1.2.e; ELA.K.F.1.2.f
Review and Reinforce Phonics: Read Words and Sentences; Make New Words	ELA.K.F.1.3.d; ELA.K.F.1.4
Review and Reinforce Spelling: Spell Words	ELA.K.C.3.1
High-Frequency Words: <i>no, say, under</i>	ELA.K.F.1.4
Compare Across Texts: Outside My Door	ELA.K.R.2
Inquire: The Best Weather	ELA.K.C.1.3
Academic Words	ELA.K.V.1.1
Explore and Plan: Introduce Persuasive Poetry	ELA.K.C.1.5
Conduct Research: Look Online	ELA.K.C.1.5
Refine Research: Take Notes	ELA.K.C.1.3
Collaborate and Discuss: Tell and Show Your Opinion	ELA.K.C.1.3
Celebrate and Reflect	ELA.K12.EE.6.1