

AP Calculus AB Review Packet

3/30-4/10

Mrs. Stewart and Mr. Reaves

Look for dates and times to go
over this packet on the class
website:

<https://www.leonschools.net/Page/39430#calendar71846/20200324/month>

If you have not signed up for Khan Academy please do so, the
group codes are on the website

We will be using Microsoft Teams, please take some time to get
familiar with this. You can find a link to Microsoft Teams in
your ClassLink account.



Advanced Placement Program®

1998 AP® CALCULUS AB
EXAMINATION



The College Board
Educational Excellence for All Students

These test materials are intended for use by AP® teachers for course and exam preparation in the classroom. Teachers may reproduce them, in whole or in part, for limited use with their students, but may not mass distribute the materials, electronically or otherwise. These materials may not be resold, and the copyright notices must be retained as they appear here. This permission does not apply to any third-party copyrights contained within them.

This booklet was produced by Educational Testing Service (ETS), which develops and administers the examinations of the Advanced Placement Program for the College Board. Permission is hereby granted to any nonprofit organization or institution to reproduce this booklet in limited quantities for its own use, but not for sale, provided that the copyright notices are retained in all reproduced copies exactly as they appear in this booklet. This permission does not apply to any third-party copyrighted material that may be in this booklet.

Founded in 1900, the College Board is a not-for-profit educational association that supports academic preparation and transition to higher education for students around the world through the ongoing collaboration of its member schools, colleges, universities, educational systems, and organizations. In all of its activities, the Board promotes equity through universal access to high standards of teaching and learning and sufficient financial resources so that every student has the opportunity to succeed in college and work. The College Board champions — by means of superior research; curricular development; assessment; guidance, placement, and admission information; professional development; forums; policy analysis; and public outreach — educational excellence for all students.

Copyright © 1999 by College Entrance Examination Board and Educational Testing Service. All rights reserved.

College Board, Advanced Placement Program, AP, and the acorn logo are registered trademarks of the College Entrance Examination Board.

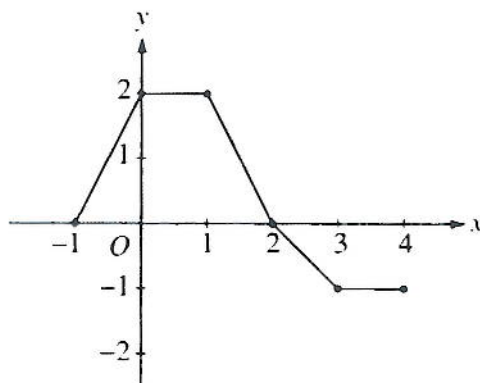
1998 AP Calculus AB:
Section I, Part A

55 Minutes—No Calculator

Note: Unless otherwise specified, the domain of a function f is assumed to be the set of all real numbers x for which $f(x)$ is a real number.

1. What is the x -coordinate of the point of inflection on the graph of $y = \frac{1}{3}x^3 + 5x^2 + 24$?

(A) 5 (B) 0 (C) $-\frac{10}{3}$ (D) -5 (E) -10



2. The graph of a piecewise-linear function f , for $-1 \leq x \leq 4$, is shown above. What is the value of $\int_{-1}^4 f(x) dx$?

(A) 1 (B) 2.5 (C) 4 (D) 5.5 (E) 8

3. $\int_1^2 \frac{1}{x^2} dx =$

(A) $-\frac{1}{2}$ (B) $\frac{7}{24}$ (C) $\frac{1}{2}$ (D) 1 (E) $2\ln 2$

1998 AP Calculus AB:
Section I, Part A

4. If f is continuous for $a \leq x \leq b$ and differentiable for $a < x < b$, which of the following could be false?

- (A) $f'(c) = \frac{f(b) - f(a)}{b - a}$ for some c such that $a < c < b$.
 (B) $f'(c) = 0$ for some c such that $a < c < b$.
 (C) f has a minimum value on $a \leq x \leq b$.
 (D) f has a maximum value on $a \leq x \leq b$.
 (E) $\int_a^b f(x) dx$ exists.

5. $\int_0^x \sin t \, dt =$

- (A) $\sin x$ (B) $-\cos x$ (C) $\cos x$ (D) $\cos x - 1$ (E) $1 - \cos x$

6. If $x^2 + xy = 10$, then when $x = 2$, $\frac{dy}{dx} =$

- (A) $-\frac{7}{2}$ (B) -2 (C) $\frac{2}{7}$ (D) $\frac{3}{2}$ (E) $\frac{7}{2}$

7. $\int_1^e \left(\frac{x^2 - 1}{x} \right) dx =$

- (A) $e - \frac{1}{e}$ (B) $e^2 - e$ (C) $\frac{e^2}{2} - e + \frac{1}{2}$ (D) $e^2 - 2$ (E) $\frac{e^2}{2} - \frac{3}{2}$

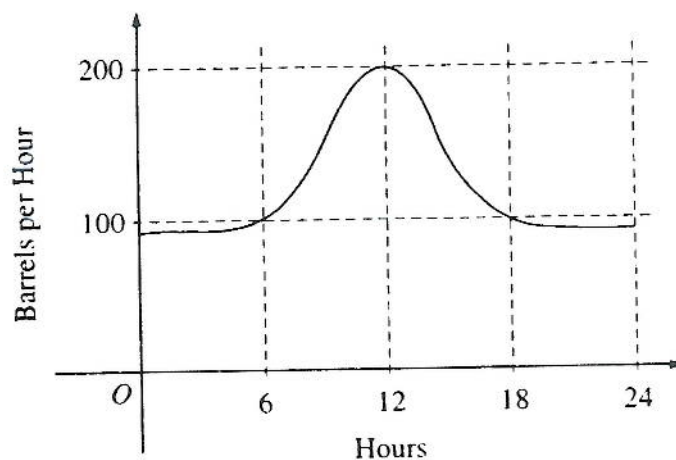
8. Let f and g be differentiable functions with the following properties:

- (i) $g(x) > 0$ for all x
 (ii) $f(0) = 1$

If $h(x) = f(x)g(x)$ and $h'(x) = f(x)g'(x)$, then $f(x) =$

- (A) $f'(x)$ (B) $g(x)$ (C) e^x (D) 0 (E) 1

1998 AP Calculus AB:
Section I, Part A



9. The flow of oil, in barrels per hour, through a pipeline on July 9 is given by the graph shown above. Of the following, which best approximates the total number of barrels of oil that passed through the pipeline that day?

(A) 500 (B) 600 (C) 2,400 (D) 3,000 (E) 4,800

10. What is the instantaneous rate of change at $x = 2$ of the function f given by $f(x) = \frac{x^2 - 2}{x - 1}$?

(A) -2 (B) $\frac{1}{6}$ (C) $\frac{1}{2}$ (D) 2 (E) 6

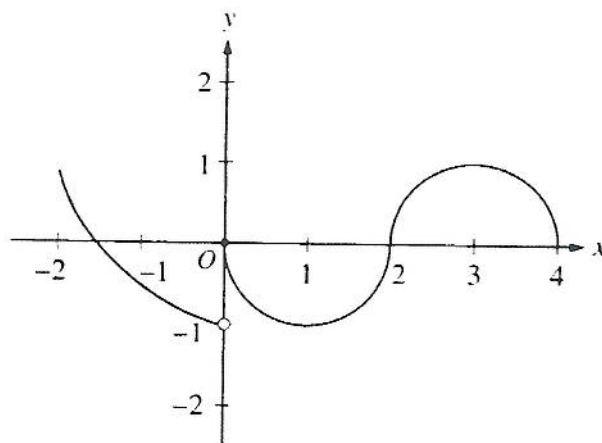
11. If f is a linear function and $0 < a < b$, then $\int_a^b f''(x) dx =$

(A) 0 (B) 1 (C) $\frac{ab}{2}$ (D) $b - a$ (E) $\frac{b^2 - a^2}{2}$

12. If $f(x) = \begin{cases} \ln x & \text{for } 0 < x \leq 2 \\ x^2 \ln 2 & \text{for } 2 < x \leq 4, \end{cases}$ then $\lim_{x \rightarrow 2} f(x)$ is

(A) $\ln 2$ (B) $\ln 8$ (C) $\ln 16$ (D) 4 (E) nonexistent

1998 AP Calculus AB:
Section I, Part A



13. The graph of the function f shown in the figure above has a vertical tangent at the point $(2, 0)$ and horizontal tangents at the points $(1, -1)$ and $(3, 1)$. For what values of x , $-2 < x < 4$, is f not differentiable?

(A) 0 only (B) 0 and 2 only (C) 1 and 3 only (D) 0, 1, and 3 only (E) 0, 1, 2, and 3

14. A particle moves along the x -axis so that its position at time t is given by $x(t) = t^2 - 6t + 5$. For what value of t is the velocity of the particle zero?


(A) 1 (B) 2 (C) 3 (D) 4 (E) 5

15. If $F(x) = \int_0^x \sqrt{t^3 + 1} \, dt$, then $F'(2) =$

(A) -3 (B) -2 (C) 2 (D) 3 (E) 18

16. If $f(x) = \sin(e^{-x})$, then $f'(x) =$

(A) $-\cos(e^{-x})$
 (B) $\cos(e^{-x}) + e^{-x}$
 (C) $\cos(e^{-x}) - e^{-x}$
 (D) $e^{-x} \cos(e^{-x})$
 (E) $-e^{-x} \cos(e^{-x})$



17. The graph of a twice-differentiable function f is shown in the figure above. Which of the following is true?

(A) $f(1) < f'(1) < f''(1)$
 (B) $f(1) < f''(1) < f'(1)$
 (C) $f'(1) < f(1) < f''(1)$
 (D) $f''(1) < f(1) < f'(1)$
 (E) $f''(1) < f'(1) < f(1)$

18. An equation of the line tangent to the graph of $y = x + \cos x$ at the point $(0, 1)$ is

(A) $y = 2x + 1$ (B) $y = x + 1$ (C) $y = x$ (D) $y = x - 1$ (E) $y = 0$

19. If $f''(x) = x(x+1)(x-2)^2$, then the graph of f has inflection points when $x =$

(A) -1 only (B) 2 only (C) -1 and 0 only (D) -1 and 2 only (E) $-1, 0$, and 2 only

20. What are all values of k for which $\int_{-3}^k x^2 dx = 0$?

(A) -3 (B) 0 (C) 3 (D) -3 and 3 (E) $-3, 0$, and 3

21. If $\frac{dy}{dt} = ky$ and k is a nonzero constant, then y could be

(A) $2e^{kty}$ (B) $2e^{kt}$ (C) $e^{kt} + 3$ (D) $kty + 5$ (E) $\frac{1}{2}ky^2 + \frac{1}{2}$

22. The function f is given by $f(x) = x^4 + x^2 - 2$. On which of the following intervals is f increasing?

(A) $\left(-\frac{1}{\sqrt{2}}, \infty\right)$

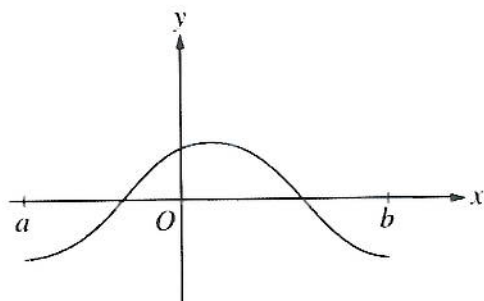
(B) $\left(-\frac{1}{\sqrt{2}}, \frac{1}{\sqrt{2}}\right)$

(C) $(0, \infty)$

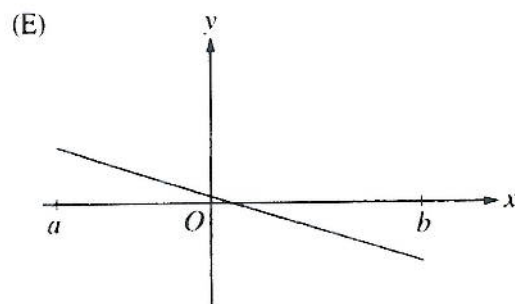
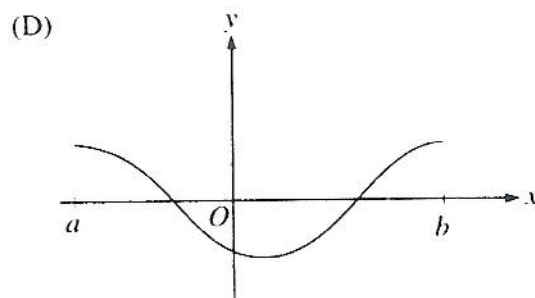
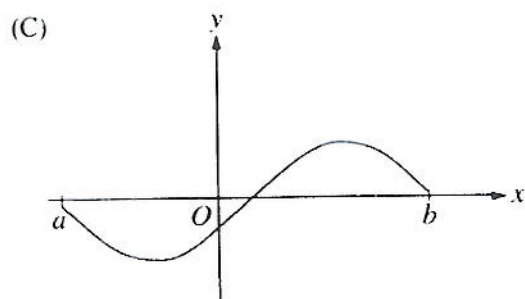
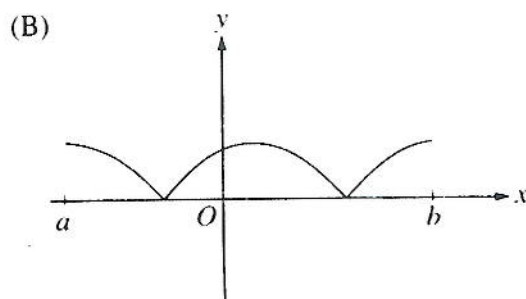
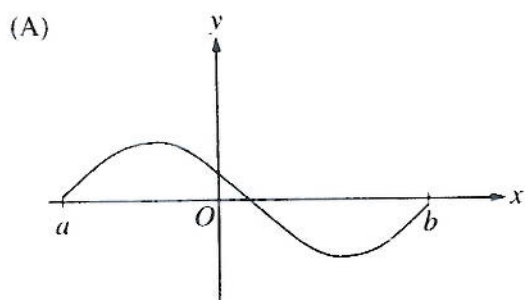
(D) $(-\infty, 0)$

(E) $\left(-\infty, -\frac{1}{\sqrt{2}}\right)$

1998 AP Calculus AB:
Section I, Part A



23. The graph of f is shown in the figure above. Which of the following could be the graph of the derivative of f ?



1998 AP Calculus AB:
Section I, Part A

24. The maximum acceleration attained on the interval $0 \leq t \leq 3$ by the particle whose velocity is given by $v(t) = t^3 - 3t^2 + 12t + 4$ is

(A) 9 (B) 12 (C) 14 (D) 21 (E) 40

25. What is the area of the region between the graphs of $y = x^2$ and $y = -x$ from $x = 0$ to $x = 2$?

(A) $\frac{2}{3}$ (B) $\frac{8}{3}$ (C) 4 (D) $\frac{14}{3}$ (E) $\frac{16}{3}$

x	0	1	2
$f(x)$	1	k	2

26. The function f is continuous on the closed interval $[0, 2]$ and has values that are given in the table above. The equation $f(x) = \frac{1}{2}$ must have at least two solutions in the interval $[0, 2]$ if $k =$

(A) 0 (B) $\frac{1}{2}$ (C) 1 (D) 2 (E) 3

27. What is the average value of $y = x^2\sqrt{x^3 + 1}$ on the interval $[0, 2]$?

(A) $\frac{26}{9}$ (B) $\frac{52}{9}$ (C) $\frac{26}{3}$ (D) $\frac{52}{3}$ (E) 24

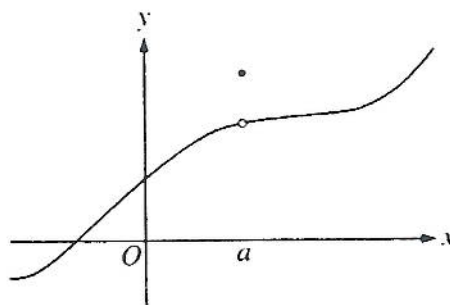
28. If $f(x) = \tan(2x)$, then $f'\left(\frac{\pi}{6}\right) =$

(A) $\sqrt{3}$ (B) $2\sqrt{3}$ (C) 4 (D) $4\sqrt{3}$ (E) 8

50 Minutes—Graphing Calculator Required

Notes: (1) The exact numerical value of the correct answer does not always appear among the choices given. When this happens, select from among the choices the number that best approximates the exact numerical value.

(2) Unless otherwise specified, the domain of a function f is assumed to be the set of all real numbers x for which $f(x)$ is a real number.



76. The graph of a function f is shown above. Which of the following statements about f is false?

- (A) f is continuous at $x = a$.
- (B) f has a relative maximum at $x = a$.
- (C) $x = a$ is in the domain of f .
- (D) $\lim_{x \rightarrow a^+} f(x)$ is equal to $\lim_{x \rightarrow a^-} f(x)$.
- (E) $\lim_{x \rightarrow a} f(x)$ exists.

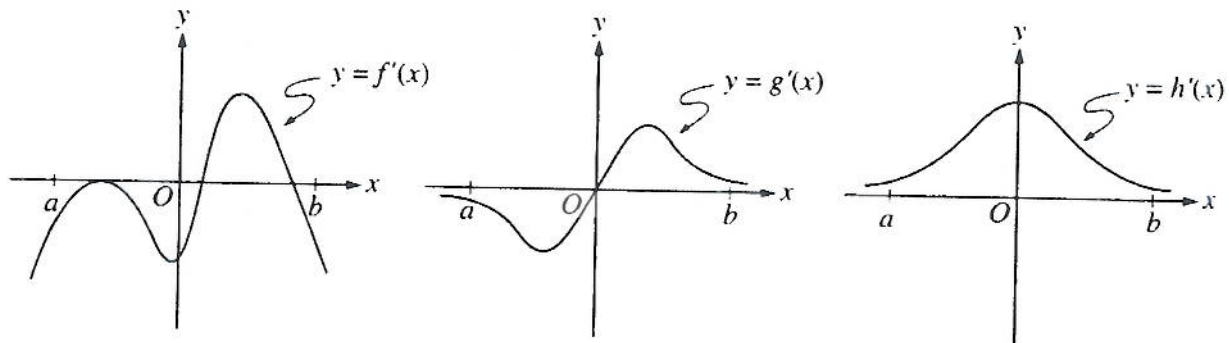
77. Let f be the function given by $f(x) = 3e^{2x}$ and let g be the function given by $g(x) = 6x^3$. At what value of x do the graphs of f and g have parallel tangent lines?

- (A) -0.701
- (B) -0.567
- (C) -0.391
- (D) -0.302
- (E) -0.258

1998 AP Calculus AB:
Section I, Part B

78. The radius of a circle is decreasing at a constant rate of 0.1 centimeter per second. In terms of the circumference C , what is the rate of change of the area of the circle, in square centimeters per second?

- (A) $-(0.2)\pi C$
 (B) $-(0.1)C$
 (C) $-\frac{(0.1)C}{2\pi}$
 (D) $(0.1)^2 C$
 (E) $(0.1)^2 \pi C$



79. The graphs of the derivatives of the functions f , g , and h are shown above. Which of the functions f , g , or h have a relative maximum on the open interval $a < x < b$?

- (A) f only
 (B) g only
 (C) h only
 (D) f and g only
 (E) f , g , and h

80. The first derivative of the function f is given by $f'(x) = \frac{\cos^2 x}{x} - \frac{1}{5}$. How many critical values does f have on the open interval $(0, 10)$?

- (A) One
 (B) Three
 (C) Four
 (D) Five
 (E) Seven

1998 AP Calculus AB:
Section I, Part B

81. Let f be the function given by $f(x) = |x|$. Which of the following statements about f are true?

- I. f is continuous at $x = 0$.
- II. f is differentiable at $x = 0$.
- III. f has an absolute minimum at $x = 0$.

(A) I only (B) II only (C) III only (D) I and III only (E) II and III only

82. If f is a continuous function and if $F'(x) = f(x)$ for all real numbers x , then $\int_1^3 f(2x) dx =$

- (A) $2F(3) - 2F(1)$
 - (B) $\frac{1}{2}F(3) - \frac{1}{2}F(1)$
 - (C) $2F(6) - 2F(2)$
 - (D) $F(6) - F(2)$
 - (E) $\frac{1}{2}F(6) - \frac{1}{2}F(2)$
-

83. If $a \neq 0$, then $\lim_{x \rightarrow a} \frac{x^2 - a^2}{x^4 - a^4}$ is

- (A) $\frac{1}{a^2}$
 - (B) $\frac{1}{2a^2}$
 - (C) $\frac{1}{6a^2}$
 - (D) 0
 - (E) nonexistent
-

84. Population y grows according to the equation $\frac{dy}{dt} = ky$, where k is a constant and t is measured in years. If the population doubles every 10 years, then the value of k is

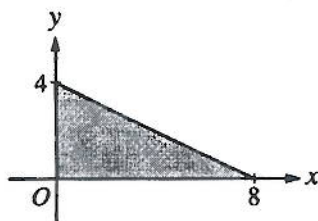
- (A) 0.069
- (B) 0.200
- (C) 0.301
- (D) 3.322
- (E) 5.000

x	2	5	7	8
$f(x)$	10	30	40	20

85. The function f is continuous on the closed interval $[2, 8]$ and has values that are given in the table above. Using the subintervals $[2, 5]$, $[5, 7]$, and $[7, 8]$, what is the trapezoidal approximation of

$$\int_2^8 f(x) dx?$$

- (A) 110 (B) 130 (C) 160 (D) 190 (E) 210



86. The base of a solid is a region in the first quadrant bounded by the x -axis, the y -axis, and the line $x + 2y = 8$, as shown in the figure above. If cross sections of the solid perpendicular to the x -axis are semicircles, what is the volume of the solid?

- (A) 12.566 (B) 14.661 (C) 16.755 (D) 67.021 (E) 134.041

87. Which of the following is an equation of the line tangent to the graph of $f(x) = x^4 + 2x^2$ at the point where $f'(x) = 1$?

- (A) $y = 8x - 5$
 (B) $y = x + 7$
 (C) $y = x + 0.763$
 (D) $y = x - 0.122$
 (E) $y = x - 2.146$

88. Let $F(x)$ be an antiderivative of $\frac{(\ln x)^3}{x}$. If $F(1) = 0$, then $F(9) =$

- (A) 0.048 (B) 0.144 (C) 5.827 (D) 23.308 (E) 1,640.250

1998 AP Calculus AB:
Section I, Part B

89. If g is a differentiable function such that $g(x) < 0$ for all real numbers x and if $f'(x) = (x^2 - 4)g(x)$, which of the following is true?
- (A) f has a relative maximum at $x = -2$ and a relative minimum at $x = 2$.
(B) f has a relative minimum at $x = -2$ and a relative maximum at $x = 2$.
(C) f has relative minima at $x = -2$ and at $x = 2$.
(D) f has relative maxima at $x = -2$ and at $x = 2$.
(E) It cannot be determined if f has any relative extrema.
-
90. If the base b of a triangle is increasing at a rate of 3 inches per minute while its height h is decreasing at a rate of 3 inches per minute, which of the following must be true about the area A of the triangle?
- (A) A is always increasing.
(B) A is always decreasing.
(C) A is decreasing only when $b < h$.
(D) A is decreasing only when $b > h$.
(E) A remains constant.
-
91. Let f be a function that is differentiable on the open interval $(1, 10)$. If $f(2) = -5$, $f(5) = 5$, and $f(9) = -5$, which of the following must be true?
- I. f has at least 2 zeros.
II. The graph of f has at least one horizontal tangent.
III. For some c , $2 < c < 5$, $f(c) = 3$.
- (A) None
(B) I only
(C) I and II only
(D) I and III only
(E) I, II, and III
-
92. If $0 \leq k < \frac{\pi}{2}$ and the area under the curve $y = \cos x$ from $x = k$ to $x = \frac{\pi}{2}$ is 0.1, then $k =$
- (A) 1.471 (B) 1.414 (C) 1.277 (D) 1.120 (E) 0.436



AP[®] Calculus AB 1998 Free-Response Questions

These materials are intended for non-commercial use by AP teachers for course and exam preparation; permission for any other use must be sought from the Advanced Placement Program. Teachers may reproduce them, in whole or in part, in limited quantities, for face-to-face teaching purposes but may not mass distribute the materials, electronically or otherwise. These materials and any copies made of them may not be resold, and the copyright notices must be retained as they appear here. This permission does not apply to any third-party copyrights contained herein.

These materials were produced by Educational Testing Service (ETS), which develops and administers the examinations of the Advanced Placement Program for the College Board. The College Board and Educational Testing Service (ETS) are dedicated to the principle of equal opportunity, and their programs, services, and employment policies are guided by that principle.

The College Board is a national nonprofit membership association dedicated to preparing, inspiring, and connecting students to college and opportunity. Founded in 1900, the association is composed of more than 4,200 schools, colleges, universities, and other educational organizations. Each year, the College Board serves over three million students and their parents, 22,000 high schools, and 3,500 colleges through major programs and services in college admission, guidance, assessment, financial aid, enrollment, and teaching and learning. Among its best-known programs are the SAT[®], the PSAT/NMSQT[®], and the Advanced Placement Program[®] (AP[®]). The College Board is committed to the principles of equity and excellence, and that commitment is embodied in all of its programs, services, activities, and concerns.

For further information, contact www.collegeboard.com.

Copyright ©2002 by College Entrance Examination Board. All rights reserved. College Board, Advanced Placement Program, AP, and the acorn logo are registered trademarks of the College Entrance Examination Board.

1998 AP Calculus AB Free-Response Questions

CALCULUS AB

Section II

Time—1 hour and 30 minutes

Number of problems—6

Percent of total grade—50

A GRAPHING CALCULATOR IS REQUIRED FOR SOME PROBLEMS OR PARTS OF PROBLEMS ON THIS SECTION OF THE EXAMINATION.

REMEMBER TO SHOW YOUR SETUPS AS DESCRIBED IN THE GENERAL INSTRUCTIONS.

-
1. Let R be the region bounded by the x -axis, the graph of $y = \sqrt{x}$, and the line $x = 4$.
- (a) Find the area of the region R .
 - (b) Find the value of h such that the vertical line $x = h$ divides the region R into two regions of equal area.
 - (c) Find the volume of the solid generated when R is revolved about the x -axis.
 - (d) The vertical line $x = k$ divides the region R into two regions such that when these two regions are revolved about the x -axis, they generate solids with equal volumes. Find the value of k .
-

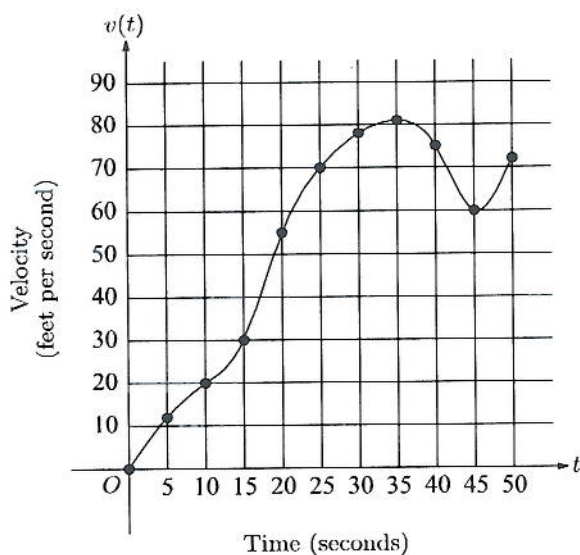
GO ON TO THE NEXT PAGE 

1998 AP Calculus AB Free-Response Questions

2. Let f be the function given by $f(x) = 2xe^{2x}$.
- (a) Find $\lim_{x \rightarrow -\infty} f(x)$ and $\lim_{x \rightarrow \infty} f(x)$.
 - (b) Find the absolute minimum value of f . Justify that your answer is an absolute minimum.
 - (c) What is the range of f ?
 - (d) Consider the family of functions defined by $y = bxe^{bx}$, where b is a nonzero constant. Show that the absolute minimum value of bxe^{bx} is the same for all nonzero values of b .
-

GO ON TO THE NEXT PAGE 

1998 AP Calculus AB Free-Response Questions



t (seconds)	$v(t)$ (feet per second)
0	0
5	12
10	20
15	30
20	55
25	70
30	78
35	81
40	75
45	60
50	72

3. The graph of the velocity $v(t)$, in ft/sec, of a car traveling on a straight road, for $0 \leq t \leq 50$, is shown above. A table of values for $v(t)$, at 5 second intervals of time t , is shown to the right of the graph.
- During what intervals of time is the acceleration of the car positive? Give a reason for your answer.
 - Find the average acceleration of the car, in ft/sec^2 , over the interval $0 \leq t \leq 50$.
 - Find one approximation for the acceleration of the car, in ft/sec^2 , at $t = 40$. Show the computations you used to arrive at your answer.
 - Approximate $\int_0^{50} v(t) dt$ with a Riemann sum, using the midpoints of five subintervals of equal length. Using correct units, explain the meaning of this integral.

GO ON TO THE NEXT PAGE

1998 AP Calculus AB Free-Response Questions

4. Let f be a function with $f(1) = 4$ such that for all points (x, y) on the graph of f the slope is given by $\frac{3x^2 + 1}{2y}$.
- (a) Find the slope of the graph of f at the point where $x = 1$.
 - (b) Write an equation for the line tangent to the graph of f at $x = 1$ and use it to approximate $f(1.2)$.
 - (c) Find $f(x)$ by solving the separable differential equation $\frac{dy}{dx} = \frac{3x^2 + 1}{2y}$ with the initial condition $f(1) = 4$.
 - (d) Use your solution from part (c) to find $f(1.2)$.
-

GO ON TO THE NEXT PAGE 

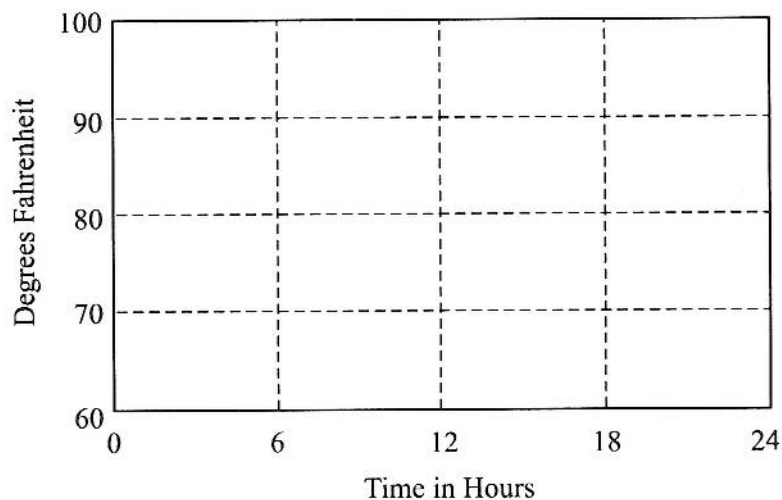
1998 AP Calculus AB Free-Response Questions

5. The temperature outside a house during a 24-hour period is given by

$$F(t) = 80 - 10 \cos\left(\frac{\pi t}{12}\right), \quad 0 \leq t \leq 24,$$

where $F(t)$ is measured in degrees Fahrenheit and t is measured in hours.

- (a) Sketch the graph of F on the grid below.



- (b) Find the average temperature, to the nearest degree Fahrenheit, between $t = 6$ and $t = 14$.
- (c) An air conditioner cooled the house whenever the outside temperature was at or above 78 degrees Fahrenheit. For what values of t was the air conditioner cooling the house?
- (d) The cost of cooling the house accumulates at the rate of \$0.05 per hour for each degree the outside temperature exceeds 78 degrees Fahrenheit. What was the total cost, to the nearest cent, to cool the house for this 24-hour period?

GO ON TO THE NEXT PAGE

1998 AP Calculus AB Free-Response Questions

6. Consider the curve defined by $2y^3 + 6x^2y - 12x^2 + 6y = 1$.

(a) Show that $\frac{dy}{dx} = \frac{4x - 2xy}{x^2 + y^2 + 1}$.

(b) Write an equation of each horizontal tangent line to the curve.

(c) The line through the origin with slope -1 is tangent to the curve at point P . Find the x - and y -coordinates of point P .

END OF EXAMINATION