

UNIT THEME

Environments

		WEEK 1		WEEK 2		WEEK 3		
		Traditional Tale		Folktale		Realistic Fiction		
		Grandma and the Great Gourd		Why the Sky Is Far Away		Cocoliso		
Florida's B.E.S.T. Standards for English Language Arts			FL B.E.S.T. ELA		FL B.E.S.T. ELA		FL B.E.S.T. ELA	
READING WORKSHOP	Minilesson Bank	Map: Going from Here to There	ELA.K12.EE.4.1	Poem/Illustration: Friends	ELA.3.C.1; ELA.K12.EE.4.1	Diagram: Exploring a Rainforest Environment	ELA.K12.EE.4.1	
		Traditional Tale: <i>Grandma and the Great Gourd</i>	ELA.K12.EE.2.1	Folktale: <i>Why the Sky Is Far Away</i>	ELA.K12.EE.2.1	Realistic Fiction: <i>Cocoliso</i>	ELA.K12.EE.2.1	
		Describe Characters and Their Actions	ELA.3.V.1	Convey Information about Characters and Events	ELA.3.V.1	Describe Characters and How They Change	ELA.3.V.1	
		Analyze Plot and Setting	ELA.3.R.1	Infer Theme	ELA.3.R.1.2; ELA.K12.EE.3.1	Analyze Characters	ELA.3.R.1.3	
		Use Text Evidence	ELA.3.R.1; ELA.K12.EE.1.1	Ask and Answer Questions	ELA.3.R.1.2	Make Inferences	ELA.K12.EE.3.1	
		Talk About It: Ask Questions	ELA.K12.EE.4.1	Write to Sources: Ask and Answer Questions	ELA.3.R.3.3	Write to Sources: Use Text Evidence	ELA.3.C.1.3	
	READING-WRITING WORKSHOP BRIDGE	Academic Vocabulary	Related Words	ELA.3.V.1.1	Synonyms and Antonyms	ELA.3.V.1.1	Context Clues	ELA.3.V.1.1; ELA.3.V.1.3
		Word Study	Syllable Patterns	ELA.3.F.1.3	Inflected Endings	ELA.3.F.1.3	Base Words and Endings	ELA.3.F.1.3
		Read Like a Writer	Describe Figurative Language	ELA.3.R.3.1	Analyze Graphic Features	ELA.3.R.1.2	Analyze Imagery	ELA.3.R.3.1
		Write for a Reader	Use Figurative Language	ELA.3.C.1	Use Graphic Features	ELA.3.C.1	Use Imagery	ELA.3.C.1.2
WRITING WORKSHOP	Weekly Focus	Introduce and Immerse		Develop Elements		Develop Structure		
	Minilesson Bank	Personal Narrative	ELA.3.C.1.2	Develop an Engaging Idea	ELA.3.C.1.2	Compose an Introduction	ELA.3.C.1.2	
		Narrator	ELA.3.C.1.2	Narrator	ELA.3.C.1.2	Develop an Event Sequence	ELA.3.C.1.2	
		Setting and Sequence of Events	ELA.3.C.1.2	Compose a Setting	ELA.3.C.1.2	Develop Dialogue	ELA.3.C.1.2	
		Brainstorm and Set a Purpose	ELA.3.C.1.2; ELA.3.C.1.5	Problem	ELA.3.C.1.2	Describe Actions, Thoughts, and Feelings	ELA.3.C.1.2	
		Plan Your Personal Narrative	ELA.3.C.1.2; ELA.3.C.1.5	Resolution	ELA.3.C.1.2	Compose a Conclusion	ELA.3.C.1.2	
	READING-WRITING WORKSHOP BRIDGE	Spelling	Spell Words with the VC/CV Pattern	ELA.3.C.3.1	Spell Inflected Endings	ELA.3.C.3.1	Spell Base Words and Endings	ELA.3.C.3.1
		Language and Conventions	Simple Sentences	ELA.3.C.3.1	Subjects and Predicates	ELA.3.C.3.1	Compound Sentences	ELA.3.C.3.1



For expanded explicit instruction and corrective feedback, consult the **Reading Routines Companion**.

Essential Question

How does our environment affect us?

WEEK 4

Informational Text

Living in Deserts




	FL B.E.S.T. ELA		FL B.E.S.T. ELA
Infographic: How Do People Survive in an Environment	ELA.3.C.1; ELA.K12.EE.4.1	Media: The World Around Us	ELA.K12.EE.4.1
Informational Text: <i>Living in Deserts</i>	ELA.K12.EE.2.1	Myth: <i>The Golden Flower</i>	ELA.K12.EE.2.1
Use Domain-Specific Words	ELA.3.V.1.3	Use Descriptive Words	ELA.3.V.1.3
Analyze Text Features	ELA.3.R.2.1	Analyze Descriptive Language	ELA.3.R.1
Use Text Evidence	ELA.3.R.2.2	Visualize Details	ELA.3.R.1
Write to Sources: Take Notes	ELA.3.C.1	Talk About It: Make Pertinent Comments	ELA.K12.EE.4.1
Figurative Language	ELA.3.V.1.1; ELA.3.V.1.3	Parts of Speech	ELA.3.V.1.1
Vowel Digraphs	ELA.3.F.1.3	Diphthongs	ELA.3.F.1.3
Explain the Use of Graphic Features	ELA.3.R.2.1	Describe Author's Purpose	ELA.3.R.1
Use Graphic Features	ELA.3.C.1	Use Author's Purpose	ELA.3.C.1
Writer's Craft		Publish, Celebrate, and Assess	
Coordinating Conjunctions	ELA.3.C.1.5; ELA.3.C.3.1	Edit for Legibility	ELA.3.C.1.2; ELA.3.C.1.5
Descriptive Adjectives: Comparative and Superlative	ELA.3.C.1.5; ELA.3.C.3.1	Edit for Verbs	ELA.3.C.1.2; ELA.3.C.1.5
Pronouns	ELA.3.C.1.5; ELA.3.C.3.1	Publish and Celebrate	ELA.3.C.1.2
Adverbs	ELA.3.C.1.5; ELA.3.C.3.1	Prepare for Assessment	ELA.3.C.1.2; ELA.3.C.1.5
Subject-Verb Agreement	ELA.3.C.1.5; ELA.3.C.3.1	Assessment	ELA.3.C.1.2; ELA.K12.EE.5.1
Spell Words with Vowel Digraphs	ELA.3.C.3.1	Spell Words with Diphthongs	ELA.3.C.3.1
Compound Subjects and Predicates	ELA.3.C.3.1	Common and Proper Nouns	ELA.3.C.3.1

WEEK 5

Myth

The Golden Flower



WEEK 6

Inquiry and Research

A Safe Place to Play



	FL B.E.S.T. ELA
Leveled Research Articles	ELA.K12.EE.2.1
Use Academic Words	ELA.3.V.1.1
Explore and Plan: Argumentative Writing	ELA.3.C.1.5
Conduct Research: Field Research	ELA.3.C.4.1
Collaborate and Discuss: Analyze Student Model	ELA.K12.EE.4.1
Refine Research: Identify Primary and Secondary Sources	ELA.3.C.4.1
Extend Research: Write a Thank You Note	ELA.3.C.1.3
Revise and Edit	ELA.3.C.1.5
Peer Review	ELA.3.C.1.5
Celebrate and Reflect	ELA.3.C.2.1

B.E.S.T. STANDARDS

For more instruction and practice with standards, go to the Resource Download Center on SavvasRealize.com.



- **U1W2:** *Word Study*, Greek Roots and Affixes to Decode, p. 236. ELA.3.F.1.3

UNIT THEME

Interactions

		WEEK 1		WEEK 2		WEEK 3		
		Informational Text Patterns in Nature		Informational Text Weird Friends		Realistic Fiction Wolf Island		
								
Florida's B.E.S.T. Standards for English Language Arts		FL B.E.S.T. ELA		FL B.E.S.T. ELA		FL B.E.S.T. ELA		
READING WORKSHOP	Minilesson Bank	Infographic: Amazing Interactions	ELA.K12.EE.4.1	Media: On the African Savanna	ELA.K12.EE.4.1	Diagram: The Food Chain	ELA.3.C.1; ELA.K12.EE.4.1	
		Informational Text: <i>Patterns in Nature</i>	ELA.K12.EE.2.1	Informational Text: <i>Weird Friends</i>	ELA.K12.EE.2.1	Realistic Fiction: <i>Wolf Island</i>	ELA.K12.EE.2.1	
		Domain-Specific Words	ELA.3.V.1	Scientific Words That Describe Things	ELA.3.V.1.3	Words That Connect Ideas	ELA.3.V.1	
		Identify Main Idea and Details	ELA.3.R.2.2	Analyze Text Structure	ELA.3.R.2.1	Analyze Illustrations	ELA.3.R.1	
		Monitor Comprehension	ELA.3.R.2.2	Evaluate Details	ELA.3.R.2.2	Synthesize Information	ELA.3.R.1	
		Talk About It: Ask Questions	ELA.K12.EE.4.1	Write to Sources: Respond to Text	ELA.3.C.1	Write to Sources: Relevant Information	ELA.3.C.1	
	READING-WRITING WORKSHOP BRIDGE	Academic Vocabulary	Related Words	ELA.3.V.1.1	Synonyms and Antonyms	ELA.3.V.1.1	Context Clues	ELA.3.V.1.1; ELA.3.V.1.3
		Word Study	Syllable Patterns VC/V and V/CV	ELA.3.F.1.3	r-Controlled Vowels	ELA.3.F.1.3	Compound Words	ELA.3.F.1.3
		Read Like a Writer	Explain the Use of Graphic Features	ELA.3.R.2.1	Analyze Precise Verbs	ELA.3.C.3.1	Analyze Author's Message	ELA.3.R.1
		Write for a Reader	Use Graphic Features	ELA.3.C.1.4	Use Precise Verbs	ELA.3.C.3.1	Use Author's Message	ELA.3.C.1.2
WRITING WORKSHOP	Weekly Focus	Introduce and Immerse		Develop Elements		Develop Structure		
	Minilesson Bank	How-to Article	ELA.3.C.1.4	Develop an Engaging Main Idea	ELA.3.C.1.4	Develop an Introduction	ELA.3.C.1.4	
		Compose a Headline and Lead	ELA.3.C.1.4	Develop Relevant Details	ELA.3.C.1.4	Organize Ideas into Steps	ELA.3.C.1.4	
		Compose Facts and Details	ELA.3.C.1.4	Add Facts and Definitions	ELA.3.C.1.4	Organize Steps into Sequence	ELA.3.C.1.4	
		Brainstorm and Set a Purpose	ELA.3.C.1.4	Write a Command	ELA.3.C.1.4	Add Illustrations	ELA.3.C.1.4; ELA.3.C.5.1	
		Plan Your How-to Article	ELA.3.C.1.4; ELA.3.C.1.5	Clarify Steps Using Strong Verbs	ELA.3.C.1.4	Develop and Compose a Conclusion	ELA.3.C.1.4	
	READING-WRITING WORKSHOP BRIDGE	Spelling	Spell Syllable Patterns VC/V and V/CV	ELA.3.C.3.1	Spell r-Controlled Vowels	ELA.3.C.3.1	Spell Compound Words	ELA.3.C.3.1
		Language and Conventions	Singular and Plural Nouns	ELA.3.C.3.1	Irregular Plural Nouns	ELA.3.C.3.1	Singular Possessive Nouns	ELA.3.C.3.1

Essential Question

How do plants and animals live together?



For expanded explicit instruction and corrective feedback, consult the **Reading Routines Companion**.

WEEK 4

Persuasive Text


Welcome Back, Wolves! and Wolves Don't Belong in Yellowstone



WEEK 5

Informational Text

Nature's Patchwork Quilt



WEEK 6

Inquiry and Research

Make Note of It!



	FL B.E.S.T. ELA		FL B.E.S.T. ELA
Infographic: Bringing Animals Back	ELA.K12.EE.4.1	Diagram: Plants and Animals Need Each Other	ELA.K12.EE.4.1
Persuasive Text: <i>Welcome Back Wolves!</i> and <i>Wolves Don't Belong in Yellowstone</i>	ELA.K12.EE.2.1	Informational Text: <i>Nature's Patchwork Quilt</i>	ELA.K12.EE.2.1
Synonyms and Antonyms	ELA.3.V.1	Related Words	ELA.3.V.1
Analyze Text Structure	ELA.3.R.2.1	Explain Author's Purpose	ELA.3.R.2.3
Compare and Contrast Texts	ELA.3.R.3.3	Visualize Details	ELA.3.R.2.2; ELA.3.R.3.3
Write to Sources: Text Evidence	ELA.3.C.1	Talk About It: Pertinent Comments	ELA.K12.EE.4.1
Figurative Language	ELA.3.V.1.1; ELA.3.V.1.3	Parts of Speech	ELA.3.V.1.1
Syllable Patterns	ELA.3.F.1.3.c	Contractions	ELA.3.F.1.3
Analyze Tone and Voice	ELA.3.R.2	Analyze Text Structure	ELA.3.R.2.1
Use Tone and Voice	ELA.K12.EE.6.1	Use Cause-and-Effect Text Structure	ELA.3.C.1.4
Writer's Craft		Publish, Celebrate, and Assess	
Edit for Prepositions and Prepositional Phrases	ELA.3.C.1.5; ELA.3.C.3.1	Edit for Legibility	ELA.3.C.1.1; ELA.3.C.1.5
Revising for Coherence and Clarity	ELA.3.C.1.4; ELA.3.C.1.5	Edit for Subject-Verb Agreement	ELA.3.C.1.5; ELA.3.C.3.1
Edit for Nouns	ELA.3.C.1.5; ELA.3.C.3.1	Publish and Celebrate	ELA.3.C.1.4; ELA.3.C.5.1
Edit for Adverbs	ELA.3.C.1.5; ELA.3.C.3.1	Prepare for Assessment	ELA.3.C.1.4; ELA.3.C.1.5
Edit for Coordinating Conjunctions	ELA.3.C.1.5; ELA.3.C.3.1	Assessment	ELA.3.C.1.4; ELA.K12.EE.5.1
Spell Words With Syllable Patterns	ELA.3.C.3.1	Spell Contractions	ELA.3.C.3.1
Plural Possessive Nouns	ELA.3.C.3.1	Main Verbs and Helping Verbs	ELA.3.C.3.1

B.E.S.T. STANDARDS

For more instruction and practice with standards, go to the Resource Download Center on [SavvasRealize.com](https://www.savvasrealize.com).



- **U2W1:** *Vocabulary*, Greek Roots and Affixes to Determine Meaning, p. 246. ELA.3.V.1.2
- **U2W2:** *Writing*, Elaboration in Writing, p. 238. ELA.3.C.1.4
- **U2W5:** *Language and Conventions*, Sentence Fragments and Run-Ons, p. 243. ELA.3.C.3.1

UNIT 3
SKILLS OVERVIEW

UNIT THEME

Heroes

		WEEK 1		WEEK 2		WEEK 3		
		Historical Fiction		Historical Fiction		Historical Fiction		
		Below Deck: A Titanic Story		Granddaddy’s Turn: A Journey to the Ballot Box		from Little House on the Prairie and By the Shores of Silver Lake		
Florida’s B.E.S.T. Standards for English Language Arts			FL B.E.S.T. ELA		FL B.E.S.T. ELA		FL B.E.S.T. ELA	
READING WORKSHOP	Minilesson Bank	Primary Sources: Steps on the Moon	ELA.K12.EE.4.1	Poem: “You Are My Hero”	ELA.K12.EE.4.1	Infographic: American Heroes	ELA.3.C.1; ELA.K12.EE.4.1	
		Historical Fiction: <i>Below Deck: A Titanic Story</i>	ELA.K12.EE.2.1	Historical Fiction: <i>Granddaddy’s Turn: A Journey to the Ballot Box</i>	ELA.K12.EE.2.1	Historical Fiction: <i>Little House on the Prairie</i> and <i>By the Shores of Silver Lake</i>	ELA.K12.EE.2.1	
		Words That Describe Plot and Setting	ELA.3.V.1	Words That Describe Characters	ELA.3.V.1	Words That Engage Readers’ Senses	ELA.3.V.1	
		Analyze Plot and Setting	ELA.3.R.1	Analyze Characters	ELA.3.R.1.1	Infer Theme	ELA.3.R.1.2	
		Correct or Confirm Predictions	ELA.3.R.1	Make Connections	ELA.3.R.1	Compare and Contrast Texts	ELA.3.R.3.3	
		Talk About It: Support an Opinion	ELA.K12.EE.4.1	Write to Sources: Describe Connections to Text	ELA.3.C.1	Write to Sources: Use Text Evidence	ELA.3.C.1.3; ELA.K12.EE.1.1	
	READING-WRITING WORKSHOP BRIDGE	Academic Vocabulary	Related Words	ELA.3.V.1.1	Synonyms and Antonyms	ELA.3.V.1.1	Context Clues	ELA.3.V.1.1; ELA.3.V.1.3
		Word Study	Prefixes <i>pre-</i> , <i>dis-</i> , <i>in-</i> , <i>im-</i> , <i>non-</i>	ELA.3.F.1.3	Abbreviations	ELA.3.F.1.3	Suffixes <i>-ful</i> , <i>-y</i> , <i>-ness</i>	ELA.3.F.1.3.b
		Read Like a Writer	Explain the Use of Illustrations	ELA.3.R.1	Explain the Author’s Message	ELA.3.R.1	Describe Hyperbole	ELA.3.R.3.1
		Write for a Reader	Use Illustrations	ELA.3.C.5.1	Emphasize Author’s Message	ELA.3.C.1.5	Use Hyperbole	ELA.3.C.1.2
WRITING WORKSHOP	Weekly Focus	Introduce and Immerse		Develop Elements		Develop Structure		
	Minilesson Bank	Historical Fiction	ELA.3.R.1	Compose Characters	ELA.3.C.1.2	Develop an Introduction	ELA.3.C.1.2; ELA.3.C.1.5	
		Identify Characters and Setting	ELA.3.R.1	Compose a Setting	ELA.3.C.1.2	Draft an Event Sequence	ELA.3.C.1.2; ELA.3.C.1.5	
		Develop Plot	ELA.3.R.1	Plot: Establish a Problem	ELA.3.C.1.2	Know When to Start a New Paragraph	ELA.3.C.1.2	
		Brainstorm Ideas	ELA.3.C.1.2; ELA.3.C.1.5	Plot: Plan a Resolution	ELA.3.C.1.2; ELA.3.C.1.5	Compose Dialogue	ELA.3.C.1.2	
		Plan Your Historical Fiction Story	ELA.3.C.1.2; ELA.3.C.1.5	Select a Genre	ELA.3.C.1.2; ELA.3.C.1.5	Describe Events with Details	ELA.3.C.1.2	
	READING-WRITING WORKSHOP BRIDGE	Spelling	Spell Prefixes <i>pre-</i> , <i>dis-</i> , <i>in-</i> , <i>im-</i> , <i>non-</i>	ELA.3.C.3.1	Spell Abbreviations	ELA.3.C.3.1	Spell Suffixes <i>-ful</i> , <i>-y</i> , <i>-ness</i>	ELA.3.C.3.1
		Language and Conventions	Subject-Verb Agreement	ELA.3.C.3.1	Edit for Subject-Verb Agreement	ELA.3.C.3.1	Simple Verb Tenses	ELA.3.C.3.1

Essential Question

What makes a hero?



For expanded explicit instruction and corrective feedback, consult the **Reading Routines Companion**.

WEEK 4

Biography

Mama Miti: Wangari Maathai and the Trees of Kenya



FL B.E.S.T. ELA

Time Line: Needing Heroes	ELA.K12.EE.4.1
Biography: <i>Mama Miti: Wangari Maathai and the Trees of Kenya</i>	ELA.K12.EE.2.1
Words That Make Connections	ELA.3.V.1
Analyze Text Structure	ELA.3.R.2.1
Summarize Informational Text	ELA.3.R.3.2.b
Write to Sources: Ask and Answer Questions	ELA.3.C.1.3
Figurative Language	ELA.3.V.1.1; ELA.3.V.1.3
Vowel Teams	ELA.3.F.1.3
Analyze Voice and Tone	ELA.3.R.1
Use Voice and Tone	ELA.3.C.1; ELA.K12.EE.6.1

Writer's Craft


Edit for Capitalization	ELA.3.C.1.5
Add Ideas for Coherence and Clarity	ELA.3.C.1.2; ELA.3.C.1.5
Delete Ideas for Coherence and Clarity	ELA.3.C.1.2; ELA.3.C.1.5
Edit for Verbs	ELA.3.C.1.5; ELA.3.C.3.1
Edit for Subjective, Objective, and Possessive Pronouns	ELA.3.C.1.5; ELA.3.C.3.1

Spell Vowel Teams	ELA.3.C.3.1
Irregular Verbs	ELA.3.C.3.1

WEEK 5

Poetry

Poems About Heroes



FL B.E.S.T. ELA

Infographic: Acting Heroically	ELA.K12.EE.4.1
Poetry: "Firefighter Face," "Miss Stone," "The Race," "in daddy's arms," "The Wright Brothers"	ELA.K12.EE.2.1
Words That Describe People	ELA.3.V.1
Explain Poetic Characteristics	ELA.3.R.1.4
Monitor Comprehension	ELA.3.R.1
Talk About It: Ask Pertinent Questions	ELA.K12.EE.4.1
Parts of Speech	ELA.3.V.1.1
Irregular Plural Nouns	ELA.3.F.1.3
Analyze Descriptive Language	ELA.3.R.1
Use Descriptive Language	ELA.3.C.1.2

Publish, Celebrate, and Assess

Edit for Punctuation Marks	ELA.3.C.1.5; ELA.3.C.3.1
Edit for Prepositions and Prepositional Phrases	ELA.3.C.1.5; ELA.3.C.3.1
Publish and Celebrate	ELA.3.C.1.2
Prepare for Assessment	ELA.3.C.1.2
Assessment	ELA.3.C.1.2; ELA.K12.EE.5.1
Irregular Plural Nouns	ELA.3.C.3.1
Pronouns	ELA.3.C.3.1

WEEK 6

Inquiry and Research

Be a Hero!



FL B.E.S.T. ELA

Leveled Research Articles	ELA.K12.EE.2.1
Use Academic Words	ELA.3.V.1.1
Explore and Plan: Argumentative Writing	ELA.3.C.1.3; ELA.3.C.1.5
Conduct Research: Search Engines	ELA.3.C.4.1
Argumentative Writing: Opinion Speech	ELA.3.C.1.3
Refine Research: Paraphrasing and Quoting	ELA.3.C.4.1
Extend Research: Add Media	ELA.3.C.5.1
Revise for Relevant Details	ELA.3.C.1.5
Edit and Peer Review	ELA.3.C.1.3; ELA.3.C.1.5
Celebrate and Reflect	ELA.3.C.2.1

B.E.S.T. STANDARDS

For more instruction and practice with standards, go to the Resource Download Center on [SavvasRealize.com](https://www.savvasrealize.com).



- **U3W2:** *Language and Conventions*, Subject-Verb Agreement, p. 242. ELA.3.C.3.1
- **U3W4:** *Language and Conventions*, Progressive and Perfect Verb Tenses, p. 240. ELA.3.C.3.1
- **U3W4:** *Language and Conventions*, Principal Modals, p. 244. ELA.3.C.3.1
- **U3W5:** *Reading*, Haiku and Limericks, p. 237. ELA.3.R.1.4

UNIT 4
SKILLS OVERVIEW

UNIT THEME

Events

		WEEK 1		WEEK 2		WEEK 3		
		Biography		Biography		Biography		
		The House That Jane Built		from Frederick Douglass		from Milton Hershey		
Florida's B.E.S.T. Standards for English Language Arts			FL B.E.S.T. ELA		FL B.E.S.T. ELA		FL B.E.S.T. ELA	
READING WORKSHOP	Minilesson Bank	Primary Source: Daniel Burnham	ELA.K12.EE.4.1	Primary Source: Sojourner Truth	ELA.3.C.1; ELA.K12.EE.4.1	Infographic: Think Big	ELA.K12.EE.4.1	
		Biography: <i>The House That Jane Built</i>	ELA.K12.EE.2.1	Biography: <i>Frederick Douglass</i>	ELA.K12.EE.2.1	Biography: <i>Milton Hershey</i>	ELA.K12.EE.2.1	
		Words That Explain Main Ideas	ELA.3.V.1	Words That Explain Events in a Person's Life	ELA.3.V.1.3	Descriptive Words	ELA.3.V.1	
		Analyze Text Structure	ELA.3.R.2.1	Identify Main Idea and Key Details	ELA.3.R.2.2	Explain Author's Purpose	ELA.3.R.2.3	
		Correct or Confirm Predictions	ELA.3.R.2	Make Inferences	ELA.K12.EE.3.1	Ask and Answer Questions	ELA.3.R.2	
		Talk About It: Ask Relevant Questions	ELA.K12.EE.4.1	Write to Sources: Compare Ideas in Informational Text	ELA.3.C.1	Write to Sources: Use Text Evidence	ELA.3.C.1	
	READING-WRITING WORKSHOP BRIDGE	Academic Vocabulary	Related Words	ELA.3.V.1.1	Synonyms and Antonyms	ELA.3.V.1.1	Context Clues	ELA.3.V.1.1; ELA.3.V.1.3
Word Study		<i>r</i> -Controlled Vowels <i>ir, er, ur, ear</i>	ELA.3.F.1.3	VCCCV Pattern	ELA.3.F.1.3	Latin Suffixes	ELA.3.F.1.3.a	
Read Like a Writer		Explain the Use of Descriptive Language	ELA.3.R.2	Analyze Graphic Features	ELA.3.R.2.1	Explain the Use of Tone and Voice	ELA.3.R.2	
Write for a Reader		Use Descriptive Language	ELA.3.C.1.4	Use Graphic Features	ELA.3.C.1.4	Use Tone and Voice	ELA.3.C.1.4; ELA.K12.EE.6.1	
WRITING WORKSHOP	Weekly Focus	Introduce and Immerse		Develop Elements		Develop Structure		
	Minilesson Bank	Opinion Essay	ELA.3.R.2.4	Develop the Topic	ELA.3.C.1.3	Compose an Introduction	ELA.3.C.1.3	
		Topic	ELA.3.R.2.4	Develop an Opinion	ELA.3.C.1.3	Organize Supporting Reasons	ELA.3.C.1.3	
		Point of View and Reasons	ELA.3.R.2.4	Distinguish Between Fact and Opinion	ELA.3.C.1.3	Organize Supporting Facts	ELA.3.C.1.3	
		Brainstorm Topics and Focus on Opinion	ELA.3.C.1.3; ELA.3.C.1.5	Develop Reasons	ELA.3.C.1.3	Compose a Conclusion	ELA.3.C.1.3	
		Plan Your Opinion Essay	ELA.3.C.1.3; ELA.3.C.1.5	Develop Supporting Facts	ELA.3.C.1.3	Use Technology	ELA.3.C.1.3; ELA.3.C.5.2	
	READING-WRITING WORKSHOP BRIDGE	Spelling	Spell <i>r</i> -Controlled Vowels <i>ir, er, ur, ear</i>	ELA.3.C.3.1	Spell Words with the VCCCV Pattern	ELA.3.C.3.1	Spell Words with <i>-able, -ible, -ation</i>	ELA.3.C.3.1
		Language and Conventions	Possessive Pronouns	ELA.3.C.3.1	Contractions	ELA.3.C.3.1	Prepositions and Prepositional Phrases	ELA.3.C.3.1



For expanded explicit instruction and corrective feedback, consult the **Reading Routines Companion**.

Essential Question

How do communities change over time?

WEEK 4

Narrative Nonfiction

Green City



FL B.E.S.T. ELA

Time Line: Changing the World With One Idea	ELA.3.C.1; ELA.K12.EE.4.1
Narrative Nonfiction: <i>Green City</i>	ELA.K12.EE.2.1
Words That Help Readers Connect Events	ELA.3.V.1.3
Distinguish Viewpoint	ELA.3.R.2.3
Make Connections	ELA.3.R.2
Write to Sources: Support Comparison or Opinion with Text Evidence	ELA.3.C.1.3; ELA.K12.EE.1.1

Analogies	ELA.3.V.1.1; ELA.3.V.1.3
Homographs	ELA.3.F.1.3
Analyze Text Structure	ELA.3.R.2.1
Use Text Structure	ELA.3.C.1.4

Writer's Craft

Revise Drafts by Adding Linking Words	ELA.3.C.1.5
Revise Drafts by Adding Details	ELA.3.C.1.5
Edit for Capitalization	ELA.3.C.1.5; ELA.3.C.3.1
Peer Edit	ELA.3.C.1.3; ELA.3.C.1.5
Use Peer and Teacher Suggestions	ELA.3.C.1.3; ELA.3.C.1.5

Words That Are Homographs	ELA.3.C.3.1
Comparing with Adjectives	ELA.3.C.3.1

WEEK 5

Drama

Grace and Grandma



FL B.E.S.T. ELA

Poem: Thank You for Understanding	ELA.3.C.1; ELA.K12.EE.4.1
Drama: <i>Grace and Grandma</i>	ELA.K12.EE.2.1
Precise Words	ELA.3.V.1
Identify Play Elements	ELA.3.R.3
Monitor Comprehension	ELA.3.R.3
Talk About It: Use Text Evidence to Support Opinions	ELA.K12.EE.4.1

Parts of Speech	ELA.3.V.1.1
Homophones	ELA.3.F.1.3
Explain Author's Message	ELA.3.R.2.3
Share a Message	ELA.3.C.1

Publish, Celebrate, and Assess

Use Technology to Publish Written Work	ELA.3.C.1.3; ELA.3.C.5.2
Edit for Spelling	ELA.3.C.1.5; ELA.3.C.3.1
Publish and Celebrate	ELA.3.C.1.3
Prepare for Assessment	ELA.3.C.1.3
Assessment	ELA.3.C.1.3; ELA.K12.EE.5.1

Spell Homophones	ELA.3.C.3.1
Adverbs	ELA.3.C.3.1

WEEK 6

Inquiry and Research

Past and Present



FL B.E.S.T. ELA

Leveled Research Articles	ELA.K12.EE.2.1
Use Academic Words	ELA.3.V.1.1
Explore and Plan: Informational Writing	ELA.3.C.1.4
Conduct Research: Library of Congress	ELA.3.C.4.1
Informational Writing: Poster	ELA.3.C.1.4; ELA.3.C.5.1
Refine Research: Identifying Sources	ELA.3.C.1.5
Extend Research: Include Images	ELA.3.C.5.1
Revise for Clarity and Coherence	ELA.3.C.1.5
Edit and Peer Review	ELA.3.C.1.5
Celebrate and Reflect	ELA.3.C.2.1

FL B.E.S.T. STANDARDS

For more instruction and practice with standards, go to the Resource Download Center on [SavvasRealize.com](https://www.savvasrealize.com).



- **U4W6:** *Oral Presentation*, Effective Delivery, p. 239. ELA.3.C.3.1

UNIT 5 SKILLS OVERVIEW

UNIT THEME

Solutions

		WEEK 1		WEEK 2		WEEK 3		
		Informational Text		Informational Text		Procedural Text		
		Deep Down and Other Extreme Places to Live		Earthquakes, Eruptions, and Other Events that Change Earth		A Safety Plan: In Case of Emergency		
Florida's B.E.S.T. Standards for English Language Arts			FL B.E.S.T. ELA		FL B.E.S.T. ELA		FL B.E.S.T. ELA	
READING WORKSHOP	Minilesson Bank	Time Line: Nature Rocks	ELA.3.C.1	Map: When Earth Changes . . .	ELA.K12.EE.4.1	Infographic: Emergency!	ELA.3.C.1	
		Informational Text: <i>Deep Down and Other Extreme Places to Live</i>	ELA.K12.EE.2.1	Informational Text: <i>Earthquakes, Eruptions, and Other Events that Change Earth</i>	ELA.K12.EE.2.1	Procedural Text: <i>A Safety Plan: In Case of Emergency</i>	ELA.K12.EE.2.1	
		Words That Describe or Explain a Topic	ELA.3.V.1.3	Words That Describe Events That Affect Earth	ELA.3.V.1	Precise Words That Tell How to Do Something	ELA.3.V.1	
		Analyze Text Features	ELA.3.R.2.1	Analyze Text Structure	ELA.3.R.2.1	Analyze Text Structure	ELA.3.R.2.1	
		Correct or Confirm Predictions	ELA.3.R.2	Synthesize Information	ELA.3.R.2	Monitor Comprehension	ELA.3.R.2	
		Talk About It: Make Pertinent Comments	ELA.K12.EE.4.1	Write to Sources: Ask and Answer Questions	ELA.3.C.1	Write to Sources: Use Text Evidence	ELA.3.C.1	
	READING-WRITING WORKSHOP BRIDGE	Academic Vocabulary	Related Words	ELA.3.V.1.1	Synonyms and Antonyms	ELA.3.V.1.1	Context Clues	ELA.3.V.1.1; ELA.3.V.1.3
		Word Study	Vowel Patterns <i>au, aw, al, augh, ough</i>	ELA.3.F.1.3	Vowel Patterns <i>ei, eigh</i>	ELA.3.F.1.3	Words with Suffix <i>-en</i>	ELA.3.F.1.3
Read Like a Writer		Explain the Use of Text Features	ELA.3.R.2.1	Analyze Graphic Features	ELA.3.R.2.1	Explain Use of Text Structure	ELA.3.R.2.1	
	Write for a Reader	Use Text Features	ELA.3.C.1.4	Use Graphic Features	ELA.3.C.1.4	Use Text Structure	ELA.3.C.1.4	
WRITING WORKSHOP	Weekly Focus	Introduce and Immerse		Develop Elements		Develop Structure		
	Minilesson Bank	Poetry	ELA.3.R.1	Composing Like a Poet	ELA.3.C.1	Use Line Breaks and Stanzas	ELA.3.C.1	
		What Poetry Sounds Like	ELA.3.R.1	Compose with Imagery	ELA.3.C.1	Select a Genre	ELA.3.C.1	
		What Poetry Looks Like	ELA.3.R.1	Compose with Rhythm and Rhyme	ELA.3.C.1	Revise for Word Choice: Verbs	ELA.3.C.1.5; ELA.3.C.3.1	
		Brainstorm Ideas	ELA.3.C.1	Compose with Alliteration	ELA.3.C.1	Create an Audio Recording	ELA.3.C.5.2	
		Plan Your Poetry	ELA.3.C.1	Compose with Figurative Language	ELA.3.C.1	Create a Visual Display	ELA.3.C.5.1	
	READING-WRITING WORKSHOP BRIDGE	Spelling	Spell Vowel Patterns <i>au, aw, al, augh, ough</i>	ELA.3.C.3.1	Spell Words with Vowel Patterns <i>ei</i> and <i>eigh</i>	ELA.3.C.3.1	Spell Words with Suffix <i>-en</i>	ELA.3.C.3.1
		Language and Conventions	Comparing with Adjectives	ELA.3.C.3.1	Comparing with Adverbs	ELA.3.C.3.1	Complex Sentences	ELA.3.C.3.1

Essential Question

How does the world challenge us?



For expanded explicit instruction and corrective feedback, consult the **Reading Routines Companion**.

WEEK 4

Historical Fiction

Nora's Ark



WEEK 5

Traditional Tale: Fable

from Aesop's Fox



WEEK 6

Inquiry and Research

Take a Trip!



	FL B.E.S.T. ELA		FL B.E.S.T. ELA
Primary Source: The Dust Bowl	ELA.K12.EE.4.1	Poem: "Lesson From the Forest"	ELA.3.C.1
Historical Fiction: <i>Nora's Ark</i>	ELA.K12.EE.2.1	Fables: <i>Aesop's Fox</i>	ELA.K12.EE.2.1
Words That Add Details About Characters' Experiences	ELA.3.V.1.3	Words That Describe Characters and Events	ELA.3.V.1.3
Analyze Point of View	ELA.3.R.1	Infer Theme	ELA.3.R.1.2
Make Connections	ELA.3.R.1	Evaluate Details	ELA.3.R.1.2
Write to Sources: Interact with Sources	ELA.3.C.1	Talk About it: Ask Relevant Questions	ELA.K12.EE.4.1
Figurative Language	ELA.3.V.1.1; ELA.3.V.1.3	Parts of Speech	ELA.3.V.1.1
Schwa	ELA.3.F.1.3	Final Stable Syllables	ELA.3.F.1.3.c
Analyze Voice	ELA.3.R.1	Describe Use of Imagery	ELA.3.R.1
Use Voice	ELA.3.C.1.4	Use Precise Verbs	ELA.3.C.1
Writer's Craft		Publish, Celebrate, and Assess	
Revise for Structure	ELA.3.C.1; ELA.3.C.1.5	Revise for Coherence and Clarity	ELA.3.C.1; ELA.3.C.1.5
Rearrange Ideas for Coherence and Clarity	ELA.3.C.1; ELA.3.C.1.5	Edit for Adjectives and Adverbs	ELA.3.C.1.5; ELA.3.C.3.1
Edit for Nouns	ELA.3.C.1.5; ELA.3.C.3.1	Publish and Celebrate	ELA.3.C.1; ELA.3.C.5.1
Edit for Comparative and Superlative Adjectives	ELA.3.C.1.5; ELA.3.C.3.1	Prepare for Assessment	ELA.3.C.1
Edit for Punctuation Marks	ELA.3.C.1.5; ELA.3.C.3.1	Assessment	ELA.3.C.1; ELA.K12.EE.5.1
Spell Words with the Schwa Sound	ELA.3.C.3.1	Spell Final Stable Syllables <i>-le</i> , <i>-ture</i> , <i>-ive</i> , <i>-ize</i>	ELA.3.C.3.1
Pronoun-Antecedent Agreement	ELA.3.C.3.1	Edit for Commas	ELA.3.C.3.1

B.E.S.T. STANDARDS

For more instruction and practice with standards, go to the Resource Download Center on [SavvasRealize.com](https://www.savvasrealize.com).



- **U5W3:** *Language and Conventions*, Appositives, p. 245. ELA.3.C.3.1
- **U5W5:** *Language and Conventions*, Commas in Direct Address, p. 241. ELA.3.C.3.1