

English and Language Arts

Kindergarten / Week 5

Week 5 At A Glance		
Day 1	<input type="checkbox"/> Read for 20 minutes <input type="checkbox"/> Sound /j/ Page 215 <input type="checkbox"/> Trace and Write Jj Page 60	LAFS.K.RF.2.2.d LAFS.K.RF.3.3.a LAFS.K.RF.3.3.b
Day 2	<input type="checkbox"/> Read for 20 minutes <input type="checkbox"/> Sound /kw/qu Page 216 <input type="checkbox"/> Trace and Write Qq Page 52	LAFS.K.RF.2.2.d LAFS.K.RF.3.3.a LAFS.K.RF.3.3.b
Day 3	<input type="checkbox"/> Read for 20 minutes <input type="checkbox"/> Blending /j/ and /kw/qu Page 218 <input type="checkbox"/> Category Words: Vehicles Page 221	LAFS.K.RF.2.2.d LAFS.K.RF.3.3.a LAFS.K.L.3.4.a
Day 4	<input type="checkbox"/> Read for 20 minutes <input type="checkbox"/> Sentences with Prepositions Pages 65-66	LAFS.K.L.1.1.e
Day 5	<input type="checkbox"/> Read for 20 minutes <input type="checkbox"/> Decodable Passage Page 31	LAFS.K.RF.4.4 LAFS.K.W.1.2

Name

Teacher

Dear Parent/Guardian,

During Week 5, your child will practice a variety of skills, including letter and sounds for /j/ and /kw/qu, blending words emphasizing the /j/, /u/, /a/, /ck/, /i/, and /kw/ sounds, practicing handwriting, using prepositions in sentences, using category words, and demonstrate comprehension using decodable passages.

We also suggest that students have an experience with reading each day. Reading at home will make a HUGE difference in your child's school success! Make reading part of your everyday routine. Choose books that match your child's interests. Reading for 20 minutes a day will continue to grow your young reader's vocabulary and comprehension.

Links for additional resources to support students at home are listed below for letters and numbers review, sight word practice, colors, shapes, and more:

<https://classroommagazines.scholastic.com/support/learnathome.html>

<https://www.education.com/>


<http://www.sheppardsoftware.com/>

<https://www.funbrain.com/>

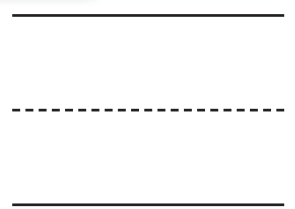
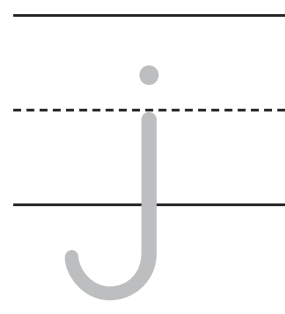
<https://www.starfall.com/h/>

<https://www.abcya.com/>

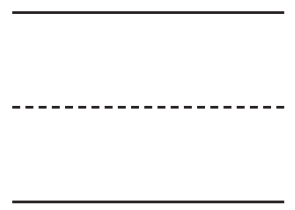
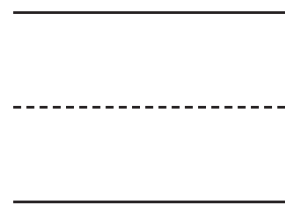
Name _____



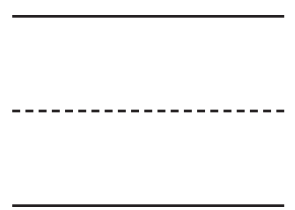

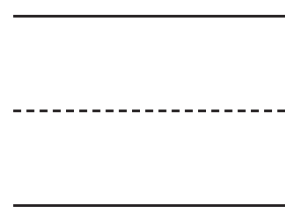
1.



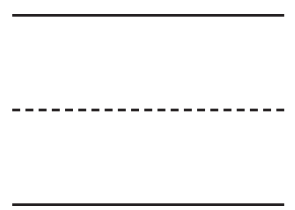

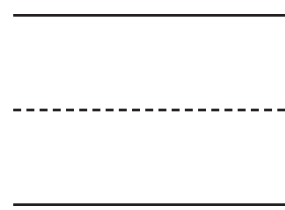
2.



3.



4.

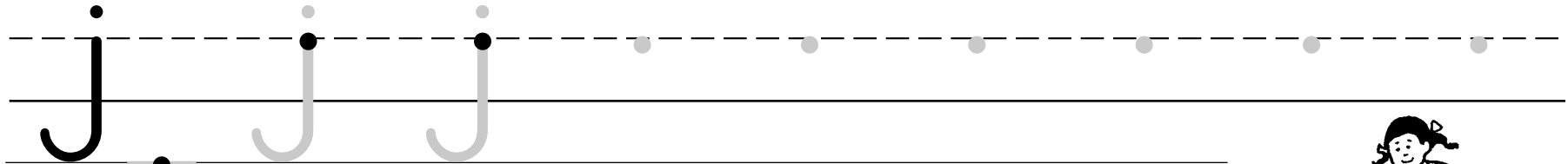
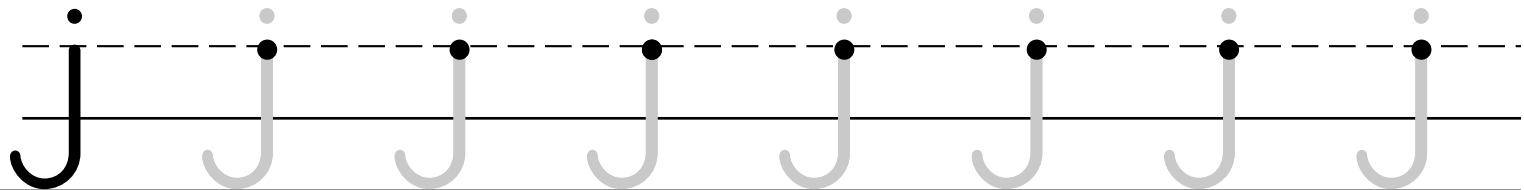
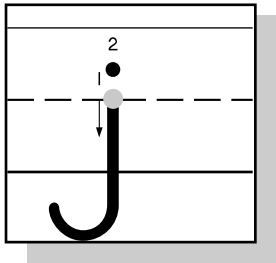
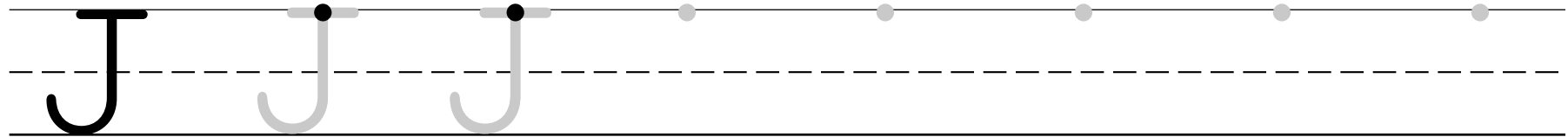
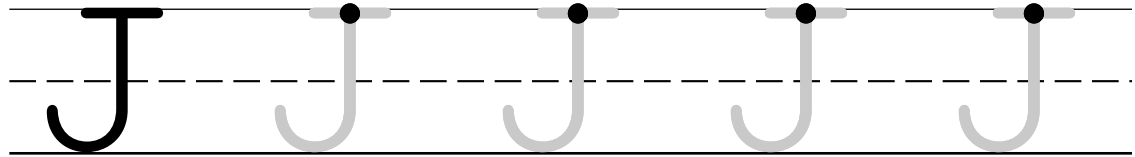

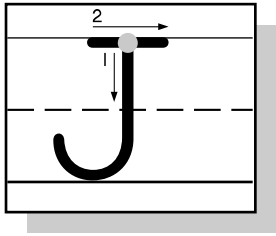


Copyright © The McGraw-Hill Companies, Inc.

Phonics: /j/

Say the name of each picture. Write the letter *j* next to each picture whose name begins with the /j/ sound.

Name _____



Jean can jump.




© Macmillan/McGraw-Hill



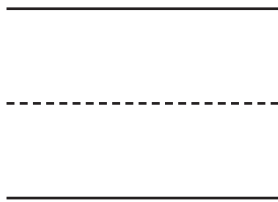
Name _____



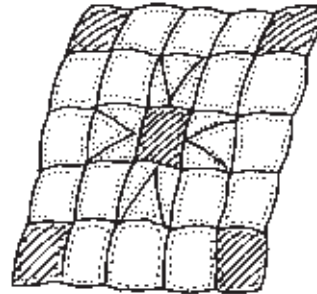
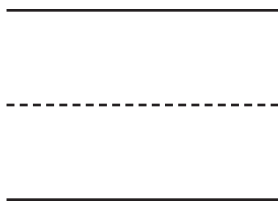
1.



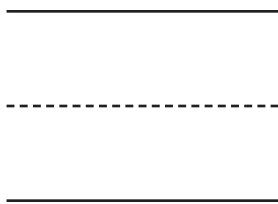
2.



3.



4.

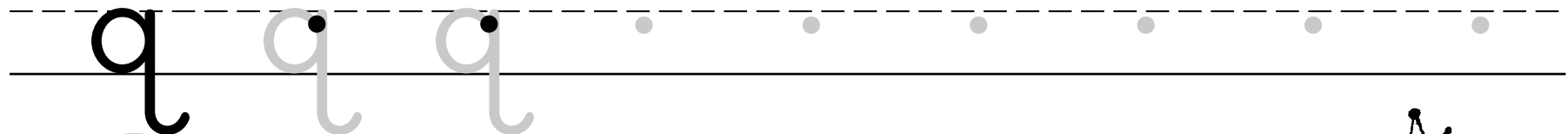
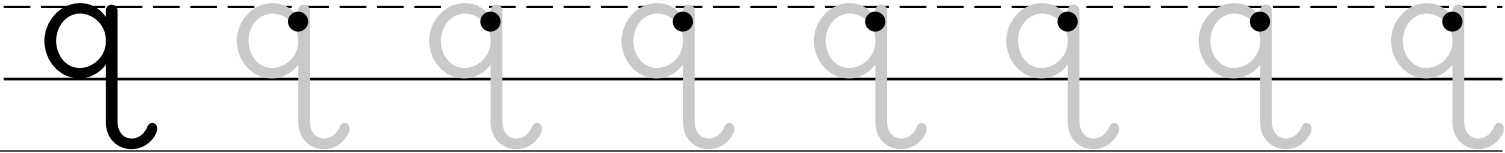
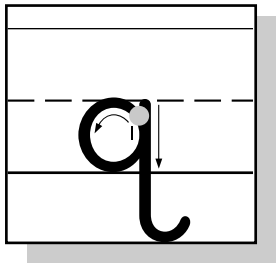
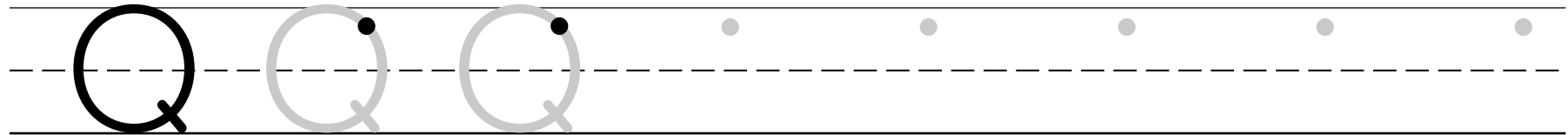
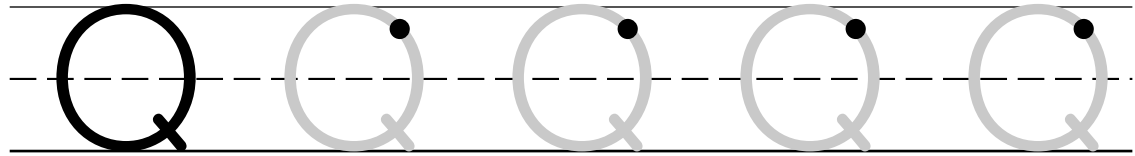

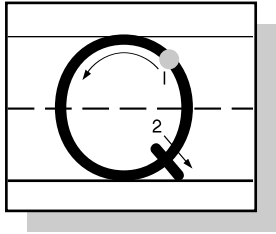


Copyright © The McGraw-Hill Companies, Inc.


Phonics: /kw/qu

Say the name of each picture. Write the letters *qu* next to each picture whose name begins with the /kw/ sound.

Name _____



Quiet! quick

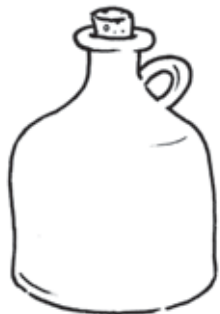




Name _____

jug quick quack

1.




jug

2.



3.





Phonics: Blending /j/j/, /kw/qu
Blend the sounds and say the word. Write the word. Repeat the word.

Name _____


1.



2.



3.



Say the name of each picture. Circle each vehicle. Which ones have you ridden in?

Name _____



to in on



1. Bob will go _____ his job.



2. The frogs sit _____ the log.



3. The pigs are _____ the pen.



Sentences with Prepositions Read each sentence. Complete each sentence.
Write a word from the word box that helps to tell where.

Name _____



1. The eggs are _____ the pan.
in tin



2. The cat sat _____ my lap.
am on

3. Jan walks _____ the steps.
up fun



Sentences with Prepositions Read each sentence. Read the word choices.
Write the word that completes each sentence.

Name _____


I Can Not Quack

My duck can quack.

He can jig.

I can jig with my duck.

But I can not quack.



★Activity★

Tell some other
animal sounds.