

Disclaimer: This packet is intended ONLY for the use of students enrolled in Leon County Schools.

This document provides a breakdown of activities per week. Please check off the pages as they are completed.

1st Grade

Week 1:

- Pages 17-18 **MAFS.1.NBT.1.1**
- Pages 19-20 **MAFS.1.NBT.2.2a**
- Pages 21-22 **MAFS.1.NBT.2.2b**

Week 2:

- Pages 23-24 **MAFS.1.NBT.2.2c**
- Pages 25-26 **MAFS.1.NBT.2.2d**
- Pages 27-28 **MAFS.1.NBT.2.3**

Week 3:

- Pages 29-30 **MAFS.1.NBT.3.4**
- Pages 31-32 **MAFS.1.NBT.3.5**
- Pages 33-34 **MAFS.1.NBT.3.6**

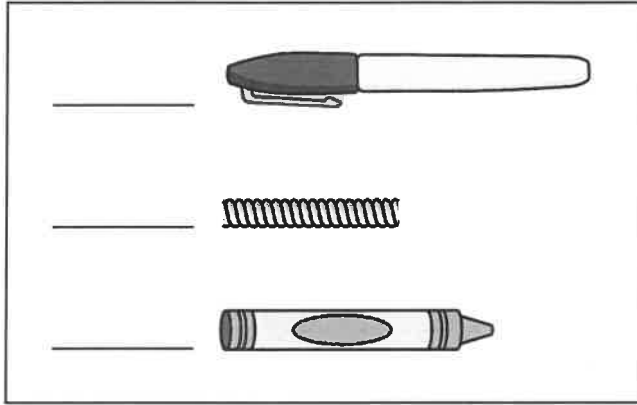
Week 4:

- Pages 35-36 **MAFS.1.MD.1.1**
- Pages 37-38 **MAFS.1.MD.1aa**
- Pages 39-40 **MAFS.1.MD.1ab**

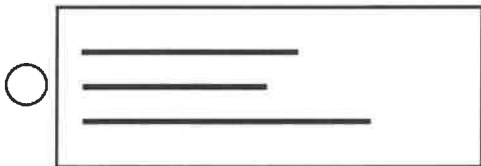

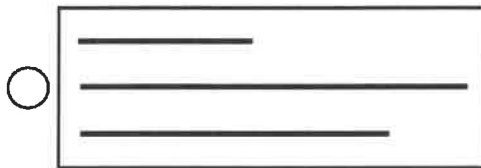
MATH

WEEK 4

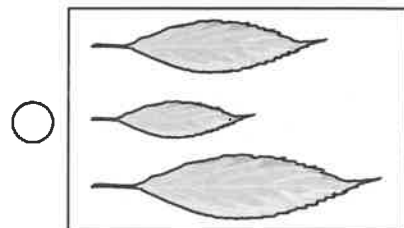
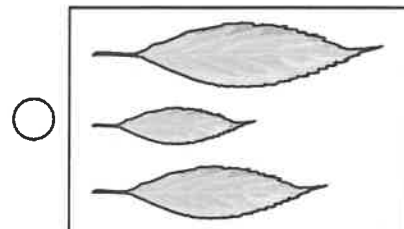
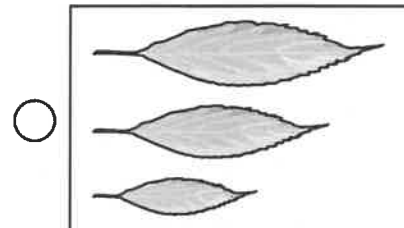
- 1** Number the pictures in order from 1 for the shortest to 3 for the longest.



- 2** Which picture shows the shortest line on the top?



- 3** Which shows the leaves in order from longest on the top to shortest on the bottom?





4 Which are shortest and longest?

Draw lines to match each word with the correct shape.
You will not use all the shapes.

shortest	•	•	
longest	•	•	
		•	

5 Which picture shows the last line being the longest?










6 Which line is longer than the paper clip and shorter than the pencil?









1 What can be used to measure the length of a bed?

- a ruler
- a hand
- a measuring cup

2 Circle the pictures of things that can be measured with a ruler. You will not use all the pictures.



3 Which of the following **CANNOT** be measured with a ruler?

- the height of a person
- the length of a boot
- the air in a balloon

4 Circle the pictures of things that can be measured with a ruler. You will not use all the pictures.



5 Which of these can be measured using a ruler?

- the number of apples in a bag
- the height of a bag of apples
- the weight of a bag of apples

- 6** Circle the pictures of things that can be measured with a ruler. You will not use all the pictures.



- 7** Which of these tools can be used to measure in inches?

- a ruler
- a string
- a pencil

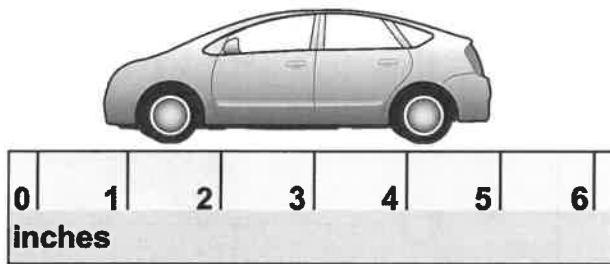
- 8** Circle the pictures of things that can be measured with a ruler. You will not use all the pictures.



- 9** Which of these can you find using a ruler?

- how cold water is
- how tall a flower is
- how much a dog weighs

- 1** Lilly wants to measure her toy car.




Where should she put the end of the car to start measuring?

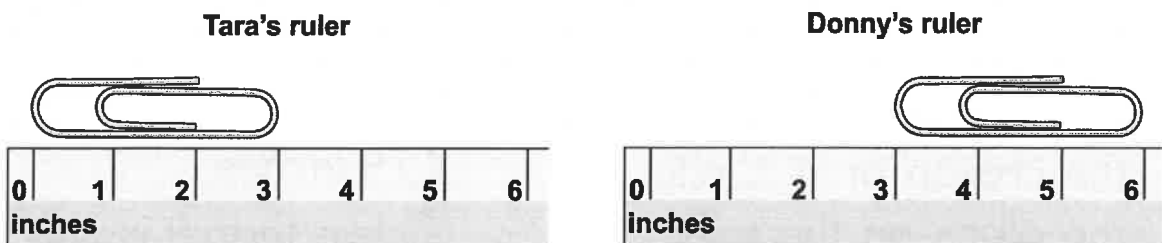
- at the 0 at the 1 at the 6

- 2** Jackson wants to measure a stick.

Circle the place on the ruler where he should start measuring.



- 3** Tara and Donny each measured the same paper clip.



How long is the paper clip they measured?

_____ inches long.

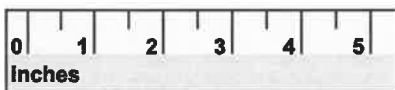
4 Carl is measuring a carrot that is 8 inches long. He puts one end of the carrot on 0 on his ruler. Where will the other end of the carrot be on his ruler?

- 7 8 9


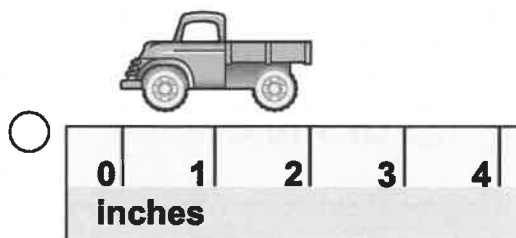
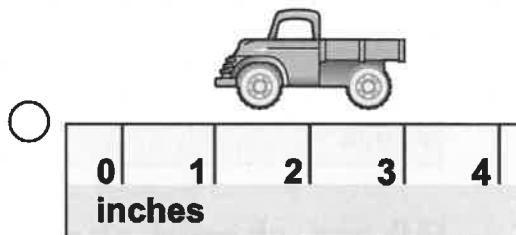
5 Ava is measuring a ribbon that is 6 inches long. She puts one end of the ribbon on 0. Where will the other end of the ribbon be on her ruler?

The other end of the ribbon will be on _____.

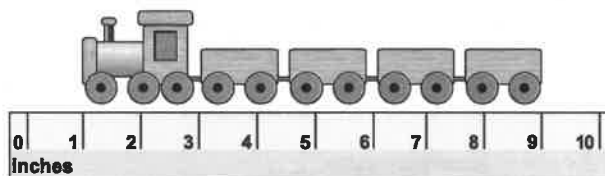
6 A crayon is 4 inches long. Ed puts one end of the crayon at 0. Circle the place on the ruler where the other end of the crayon will be.



7 Which picture shows the correct way to measure the toy truck?



8 About how many inches long is this toy train?



- 9 inches
 less than 9 inches
 more than 9 inches