


1. Join Remind ASAP, if you haven't already. You can do this by **texting @weaverk20 to 81010**. This is your best bet for getting ahold of me on Monday morning, should you run into issues.

2. Make sure your child knows their log-in information for Classlink →  (Kate Sullivan homepage, top right corner).

User name: **studentnumber@edu.leonschools.net** – the student number can be found in FOCUS and usually begins with a “171” or “180”.

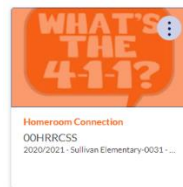
Password: This is your child's 5 digit lunch pin, which also can be found in FOCUS

**\*If your child does not remember, or you cannot find these numbers, please reach out.** 😊

3. After logging into Classlink, click Canvas icon →



4. Once in Canvas – Click the “Homeroom Connection” tile. →

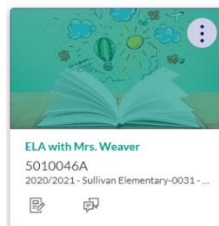


5. Complete the “Daily Digital Check-In” button and answer the question. This counts for attendance.



6. Take a look around!

7. Go back and click the “ELA with Mrs. Weaver” tile. →



8. Click the “Monday” button for today's “to-do” list in ELA. Your child will also need to click Math & Science for Mrs. Vega's “to-do” list and to find out what time their Zoom meeting is for her class. **ELA Zoom is at 10:05a.m.** and students can access through the “Join the meeting” button on the ELA homepage. Students transition to math AFTER lunch, which is at 11a.m.

