


Mrs. Huggins

6th Grade Science



Contact Me

Email: HugginsH1@leonschools.net

Remind: Text @hugsci to 81010

This year we are all going to need patience, flexibility, and grace. We will be learning (myself included!) to navigate new technology and a new way of doing school. I hope that if things don't go as planned, we will be able to take a deep breath and figure it out together!

I will do my best to reply to all messages within 48 hours. Please keep in mind that because of the Maroon Day / Green Day schedule, teachers only have planning periods every other day.

- **Late work:** is accepted for a maximum grade of 50%. After two weeks, a 0 is entered.
- **Make-up work (absences):** Students are allowed two(2) days to complete work for each absence. They are responsible for **ALL** work they miss.
- **Test corrections:** If a student earns less than a 70% on a test/quiz, they may complete a test correction for a maximum grade of 70% within two (2) weeks of the day tests are returned.
- **Homework: Charge your device!** I do not assign separate homework, but unfinished classwork is due the next time class meets.



Grades can be viewed in FOCUS



- Tests/Quizzes/Projects: 70% of grade
- Classwork/Homework: 30% of grade
- **"NG"** means grades have not been entered for this assignment yet
- **"Z"** means the assignment was not turned in on time, but the assignment can still be turned in
- **"X"** the student was excused from this assignment
- **"0"** the student can no longer turn in the assignment
- All Citizenship grades **start at a 3** and will be raised or lowered based on the guidelines found in the student handbook.

Canvas

All students will login to Canvas at the start of class each day they have science to view and submit their assignments and access live video links.



1. To access Canvas, simply log in to ClassLink <https://launchpad.classlink.com/leonschools>
2. Enter your username (StudentID#@edu.leonschools.net) and type in your network password
3. Once logged into ClassLink, click the Canvas tile



- (2) spiral notebooks with **3 sections**
- 1 pocket folder with prongs
- 1 pencil pouch to hold the following:
- Pencils
- Pens
- Inexpensive pencil sharpener
- Set of colored pencils
- Highlighters (**I prefer a pink for definitions and a yellow for main ideas**)
- Dry erase markers
- Small pair of scissors
- Earbuds (Brick and Mortar only)
- Facemask (brick and Mortar only)

6th Grade Supplies






HELP!



Digital Academy students and brick and mortar students should both do their best to ask questions during their class time. However, if extra help is needed, I am available to meet via Zoom in the mornings 8:50-9:20, and other times by appointment. Please e-mail or send me a message in Remind to schedule .

Mrs. Huggins' Science Classroom Expectations

RULE 1 Follow directions quickly 	RULE 2 Raise your hand for permission to speak 	RULE 3 Raise your hand for permission to leave your seat 
---	---	---

RULE 4 Make smart choices 	RULE 5 Make our dear team stronger 	DIAMOND RULE Keep your eyes on the target 
--	---	---

GLORIOUS KINDNESS	POSITIVE LEADERSHIP	SELFLESS COURAGE	INVINCIBLE GRIT	BRAINY CREATIVITY
-------------------	---------------------	------------------	-----------------	-------------------

Science Lab Safety Expectations

1. Know the locations of all safety equipment and follow all safety rules and regulations.
2. Follow all instructions given by the teacher quickly, the first time.
3. Do not touch any materials until you are told to do so, complete procedures in order, and do not perform any unauthorized experiments.
4. Never engage in horseplay or practical jokes during a lab.
5. No eating, drinking, or gum allowed during a lab.
6. No chemicals, supplies, or equipment are ever to be taken from the lab.
7. Notify the teacher immediately if there is an accident. Never pick up broken glass with bare hands.
8. Wear safety equipment (goggles/gloves/aprons) when instructed to do so.
9. Tie long hair back and avoid loose clothing when working with fire.
10. Wearing close-toed shoes is highly recommended during a lab.
11. Your lab area should be kept clean and neat at all times.
12. Consider all chemicals dangerous! Never taste chemicals and avoid inhaling fumes.
13. Waft carefully to test for odors.
14. Be a team player in your lab group.
15. Everybody does their share to clean up the lab. Wash hands thoroughly after all labs.

Optional Science Lab Fee

We are requesting a one-time \$5.00 lab fee donation that will cover the cost of the lab supplies used this year by your child. The lab fees donated will enable us to increase the number of science labs presented and to more fully incorporate a truly "hands-on" science program. **Cash or check made payable to Montford Middle School.** Please indicate on the check memo line your child's name and that this is for the science lab fee.