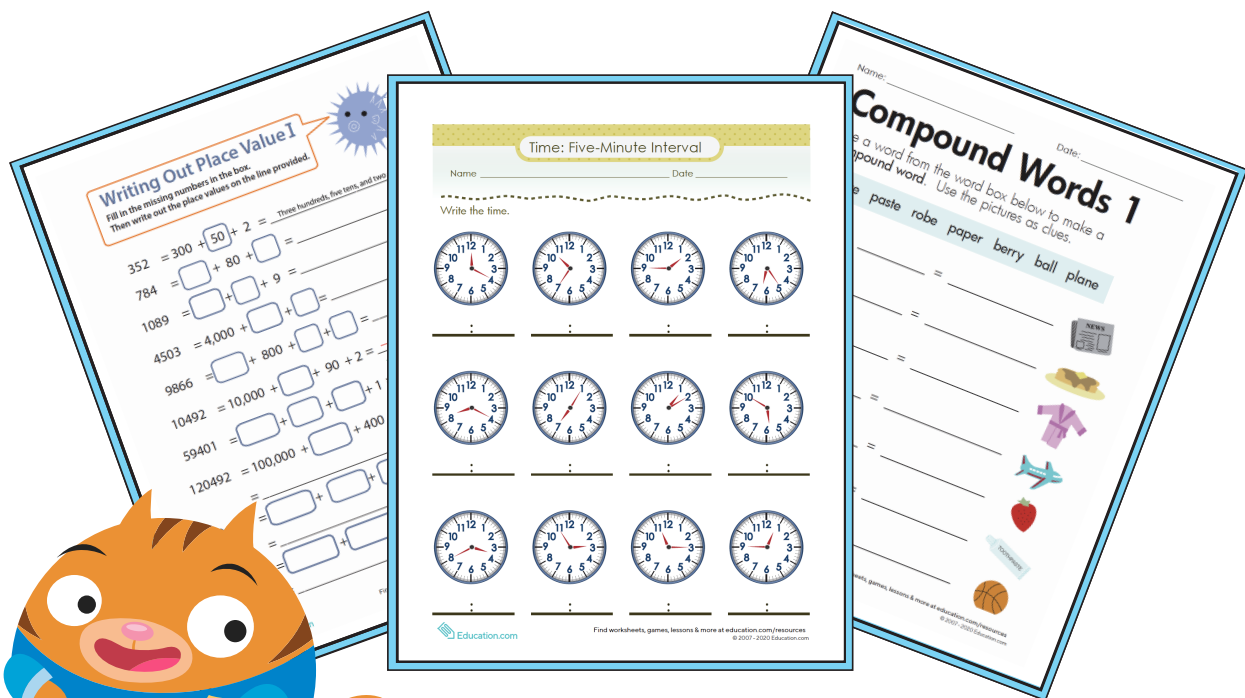


Week 5

2nd
Grade

Independent Study Packet

 Education.com



**5 MORE Days of
Independent Activities in
Reading, Writing, Math,
and Other Fun Stuff**

**ANSWER KEYS
INCLUDED**

Helpful Hints for Students and Families

Materials You Will Need:

- Pencils
- Extra paper or a notebook/journal. You may put everything into one notebook if you like.
- Colored pencils, markers, or crayons for some of the activities








Directions & Tips



- There is a schedule for each day. You may complete the activities in any order.
- Read the directions carefully before completing each activity.
- Check off each of the activities when you finish them on the activity menu.
- Make sure an adult signs the activity menu before you bring it back to school.

Activity Menu

	Day 1	Day 2	Day 3	Day 4	Day 5
Reading 	Read for 20 minutes and complete the independent reading activity.				
	Cool Bookmarks	Organize Your Questions	Star Graphic Organizer	Graphic Organizer Template: Main Idea and Details	Reading Comprehension: Cause and Effect
	The Lion and the Mouse Fable	Narrative Transition Words & Phrases	The Crow and the Jug	Emily's Turtle	Momotaro's Ending
Writing 	Creative Writing Prompt: Pet Dino	Creative Writing for Kids: Monster	Descriptive Writing Check-in	Science Fiction Writing Prompt	Creative Writing: Hidden Door
Grammar Practice 	Compound Picnic	Synonym Word Match	Word Addition: Compound Words 1	Scrambled Sentences: Bedtime Bugs	Present Tense Challenge
Math 	Math Notes: Three-Digit Addition	Greater Than, Less Than, Equal To? #3	Telling Time to Five Minutes	Learning Place Value	Place Value: Expanding Numbers
Other Fun Stuff 	Harris Hawk Facts How to Draw a Dog Sports Word Search Bear Sudoku Spelling Puzzles #4 Spiral Flower				

Parent/Guardian Signature: _____

Day 1

Independent Reading Activity	Make a bookmark for your book.
Reading	Read this short version of the classic fable "The Lion and the Mouse" to practice determining the moral of a story.
Writing	Tap into your imagination with this fun creative writing prompt, all about having a dinosaur for a pet!
Grammar Practice	Practice making compound words in a picnic context.
Math	Put on your mathematician hat and get ready to solve multi-digit addition problems.



BOOKMARK BOOK REVIEW

This
Bookmark
Book Review
belongs to

This book
makes me ...



Book title : _____

Author : _____

*** * Story Summary * ***

Beginning

Middle

End

Sketch of my favorite scene/character

Did you like the book? _____

Did any character remind you of yourself?

**** Make a Connection ****

Text to Self


Text to world

Cut along the dotted lines. Fold in half and paste together to make your very own bookmark.

Tip: Bookmark works best if printed on thick paper or colored stock paper.

The Lion and the Mouse

Directions: Read the fable and write the moral below.



The Lion and the Mouse

by Aesop

A Lion lay asleep in the tall grass, when a tiny gray Mouse came through the grass and accidentally bumped into the Lion's nose. The Lion, angry to be woken from his nap, placed his huge paw on the Mouse to eat her.

"Don't eat me!" begged the Mouse. "Please let me go and some day I will repay you."

The Lion did not think that a little Mouse could ever help a huge Lion, but he laughed at the idea and let the Mouse go.


A few days later, the Lion was caught in the ropes of a hunter's net.

Unable to free himself, he began to roar angrily. The Mouse followed the voice and found the Lion stuck in the net. She grabbed one of the big ropes around him, and chewed it until it broke. The Lion was free!

What do you think is the moral of the story? Why?


Date: _____

What if you had a dinosaur as a pet? What would you feed it? Where would you keep it? Don't forget, dinosaurs have names too!

This image shows a blank sheet of white paper with horizontal ruling lines. The lines are evenly spaced and extend across most of the page width. In the top right corner, there is a decorative black swirl or flourish. The overall appearance is that of a clean, unused piece of stationery or notebook paper.

Name: _____

Date: _____



Compound Picnic



Cut out the words below and paste them together into the correct sentence.

1. James had a sandwich and apple in his .

2. Lara put on because the sun was too bright.

3. Lara's dad asked her if she wanted to drink.

4. I accidentally swallowed seeds.

5. It was a great day for a picnic until we saw the .

Word 1 ✂ water lunch rain any sun

Word 2 ✂ thing cloud glasses melon box

Name: _____

Date: _____

Math Notes

Add the numbers.

$$\begin{array}{r} 266 \\ + 133 \\ \hline \end{array}$$

$$\begin{array}{r} 123 \\ + 345 \\ \hline \end{array}$$

$$\begin{array}{r} 326 \\ + 242 \\ \hline \end{array}$$

$$\begin{array}{r} 453 \\ + 226 \\ \hline \end{array}$$

$$\begin{array}{r} 241 \\ + 132 \\ \hline \end{array}$$

$$\begin{array}{r} 564 \\ + 204 \\ \hline \end{array}$$

$$\begin{array}{r} 333 \\ + 245 \\ \hline \end{array}$$

$$\begin{array}{r} 221 \\ + 366 \\ \hline \end{array}$$

$$\begin{array}{r} 437 \\ + 350 \\ \hline \end{array}$$

$$\begin{array}{r} 523 \\ + 352 \\ \hline \end{array}$$

$$\begin{array}{r} 278 \\ + 311 \\ \hline \end{array}$$

$$\begin{array}{r} 354 \\ + 122 \\ \hline \end{array}$$

Day 2

Independent Reading Activity	Write some "W" questions about your book before you read. Then see if you can find the answers!
Reading	Flex your sequencing and organization skills by figuring out which transition works best.
Writing	Have fun using your imagination as you think about the character traits of a monster.
Grammar Practice	Ready for some synonym fun? Connect words with the same meaning.
Math	Practice place value and remember that the crab's pincer will always open toward the greater number.



Name: _____

Date: _____

Organize Your Questions



Asking questions about the text while reading...

Question Stems

Who, What, When, Where, Why, How

Keeps your mind engaged and helps you better understand what you read.


Directions: Record questions in the chart below as you read your book. If you are able to answer the question as you continue to read your book, record the information in the Answer column.

Question	Answer
* You may include more than one question in each section.	
Who...	
What...	
When...	
Where...	
Why...	
How...	

Name: _____

Date: _____


Narrative Transition Words & Phrases



Directions: Read the paragraph and answer the questions below.

One spring morning a duck built a warm nest to sit on her four eggs. Strangely, one of the eggs was much larger than the rest. To her excitement, the eggs started to crack. One, two, three eggs popped open, and three little ducklings poked their heads into the world. _____ **1** _____, the biggest egg began to crack, as well. To the mother's surprise, a big, gray duckling stumbled out of the egg! Although he was different, and not as cute as the other ducklings, she loved him nonetheless. _____ **2** _____, the duck introduced her family to the other animals on the farm. Seeing the strange gray duckling, the pig, mallard, and mouse all burst out laughing. The poor duckling bowed his head in shame _____ **3** _____ he felt like he didn't belong. That night, as his family slept near the barn, the gray duckling decided to leave to find friends that liked him for who he was. Before long, he ran into a kind old woman. She invited him into her home and treated him like family. Over time, the little gray duckling began to grow. Although he was happy, he always felt something was missing. _____ **4** _____, as he stared out on the pond, he saw a family of beautiful swans swimming in the distance. He wanted to go swimming with them. _____ **5** _____ he approached the pond, he saw his reflection for the first time. The ugly duckling had grown into a beautiful swan! _____ **6** _____, the little gray duckling had found himself.

1) Which word fits best at #1 ? A) Because B) Meanwhile C) First	2) Which word fits best at #2 ? A) The next day B) Because C) Next	3) Which word fits best at #3 ? A) next B) finally C) because
4) Which word fits best at #4 ? A) One day B) Because C) While	5) Which word fits best at #5 ? A) Next B) As C) Meanwhile	6) Which word fits best at #6 ? A) Because B) First C) Finally



★ Creative Writing ★

Use your imagination to write a description of the monster below.

1. Describe the monster's physical appearance. (Hair, eyes, etc.)
2. Describe the monster's personality. (Funny, angry, etc.)
3. Describe how the monster speaks. (Loud, shy, etc.)



Synonym Match Up

Name: _____

Date: _____

Match each word to its synonym. Synonyms are words that have the same or almost the same meaning.

angry

glad

beautiful

fast

great

rich

sad

huge

quick

wealthy

unhappy

big


pretty

mad

happy

excellent

500~1000



Greater Than
Less Than

or Equal To
=

Write in the symbol that makes the problem true.

>, < or =

1. 294 533

2. 760 670

3. 199 200

4. 429 409

5. 847 847

6. 128 356

7. 563 737

8. 1000 100

9. 909 606

10. 465 466

11. 984 934

12. 374 843

13. 776 776

14. 627 510

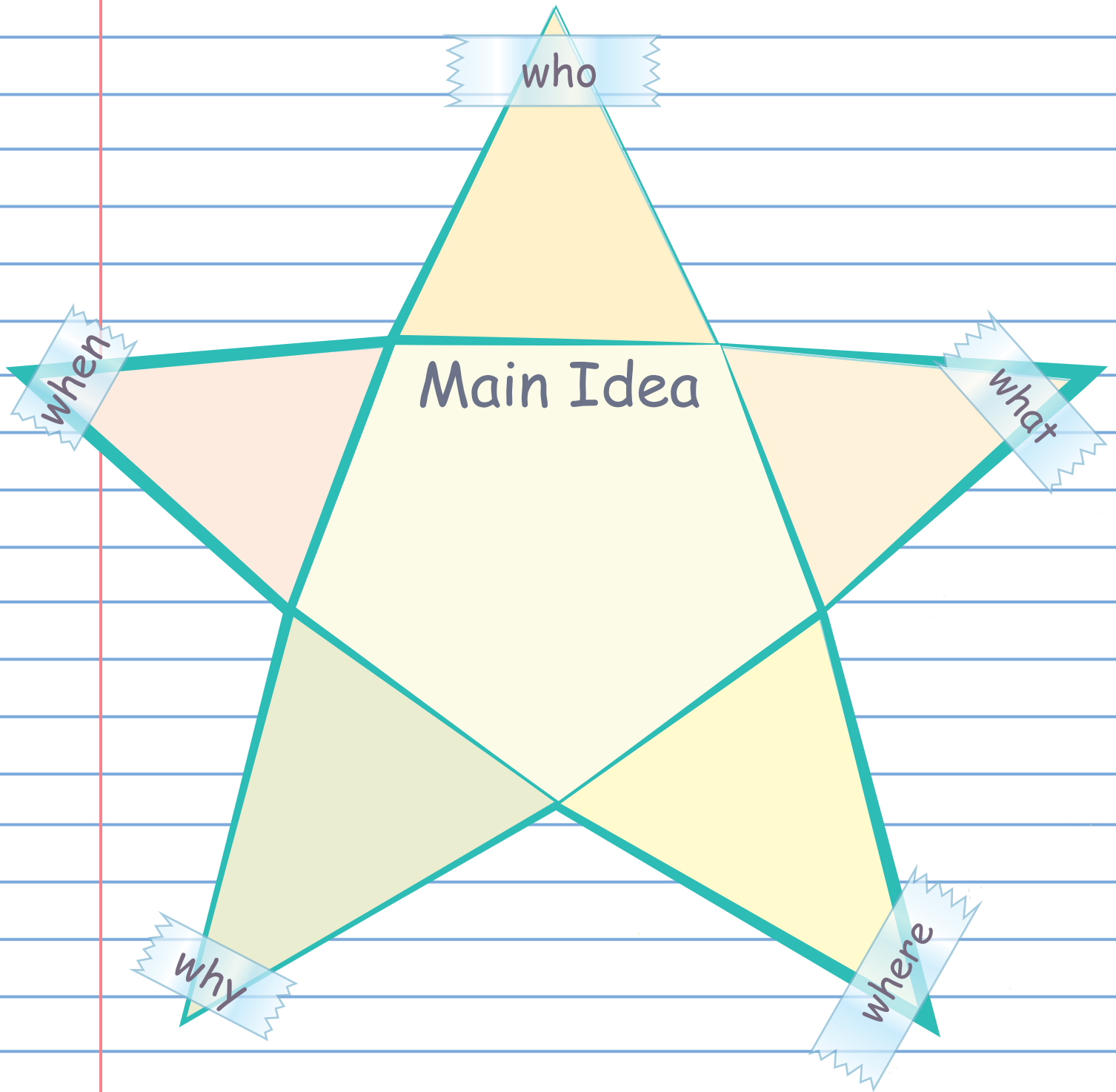
15. 553 553

Day 3

Independent Reading Activity	Find the main idea and answer "W" questions from your book.
Reading	Continue thinking about the central lesson and moral of a story by reading "The Crow and the Jug."
Writing	Use your five senses to describe a place you have visited. Draw a picture of this special place when you are done!
Grammar Practice	Use picture clues to fill in compound word equations.
Math	Practice telling time to five minutes by reading the clocks and writing the time in digital form.



star Story Organizer



The Crow and the Jug



Read this fable about a thirsty crow. Then, answer the questions below.

An unhappy crow choking with thirst saw a big clay jug. Hoping to find water, he flew to it with delight. When he reached the jug, he sadly realized that it contained so little water that he could not possibly get at it. He tried everything he could think of to reach the water, but all his efforts were in vain. Suddenly, the crow had an idea! He flew away and returned with a stone, dropping it into the pitcher. The water raised a little, making room for the stone. Happy with his discovery, the crow collected as many stones as he could carry and dropped them one by one with his beak into the pitcher, until he brought the water within his reach and had a nice, refreshing drink!

How does the story end?

- A) The crow cannot reach the water.
- B) The crow looks for stones.
- C) The crow takes a drink.

What is the moral or lesson of this story?


- A) Always drink when you are thirsty.
- B) Little by little does the trick.
- C) Stones are sometimes not useful.



Date: _____

Use complete sentences to describe a real place you have visited. Think of your five senses: What did it look like? What did it smell like? What could you touch, hear, or taste?

This image shows a blank sheet of white paper with horizontal ruling lines. The lines are evenly spaced and run across the width of the page. In the bottom right corner, there is a small, stylized cartoon character. The character has a round body, large eyes, and a wide smile. It is wearing a crown and has its arms raised in a celebratory gesture. The character appears to be peeking over the edge of the paper.



Name: _____

Date: _____

Compound Words 1

Use a word from the word box below to make a **compound word**. Use the pictures as clues.

cake paste robe paper berry ball plane

news + _____ = _____



pan + _____ = _____



bath + _____ = _____



air + _____ = _____



straw + _____ = _____



tooth + _____ = _____



basket + _____ = _____



Name: _____

Date: _____

Time: Five-Minute Intervals

Name _____ Date _____

Write the time.



:



:



:



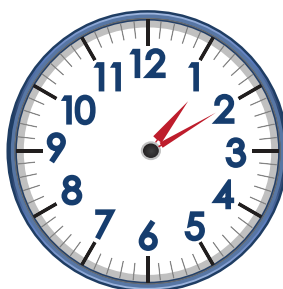
:



:



:



:



:



:



:



:



:

Day 4

Independent Reading Activity	This activity gives you more practice with the main idea and details from your book.
Reading	Read all about Emily's turtle and determine the central message of the story.
Writing	Get into a mad scientist state of mind with this fun science fiction writing prompt.
Grammar Practice	Unscramble the silly bug sentences.
Math	Put your place value to the test with this challenging math worksheet.



Name: _____

Date: _____

Main Idea and Details

Main Idea:

Detail:

Detail:

Detail:


Emily's Turtle

Read the story. Next, circle the words and phrases that help you understand the central message of the story. Answer the questions below.

Emily and her turtle are best friends. When Emily is at school, her turtle enjoys swimming and exploring in its large terrarium. When she gets home, Emily takes her pet turtle out of its terrarium and feeds him dark leafy greens. Sometimes she even takes him outside to bask, or lie, in the sun! Emily enjoys caring for her turtle!

One day, Emily's turtle didn't feel well. She could tell because its eyes were swollen and he wouldn't eat his food. Emily left her house quickly and rushed her turtle to the vet. The vet asked Emily if she was cleaning the water in her turtle's terrarium regularly, or at least every other day. Emily told the vet that she had been busy and forgot to change the water. She promised to do it right away when she got home.

Now Emily never forgets to change her turtle's water. She knows that her pet is her responsibility and she has to take care of him! She even keeps a calendar in her room and puts a check mark on the days she cleans her turtle's terrarium. Turtles are a lot of fun, but it takes a lot of hard work to keep them healthy!



1. The author is trying to tell us to be _____.

I know this because the text says _____

_____.

2. The word _____ means _____.

I know this because the text says _____.



Creative Writing

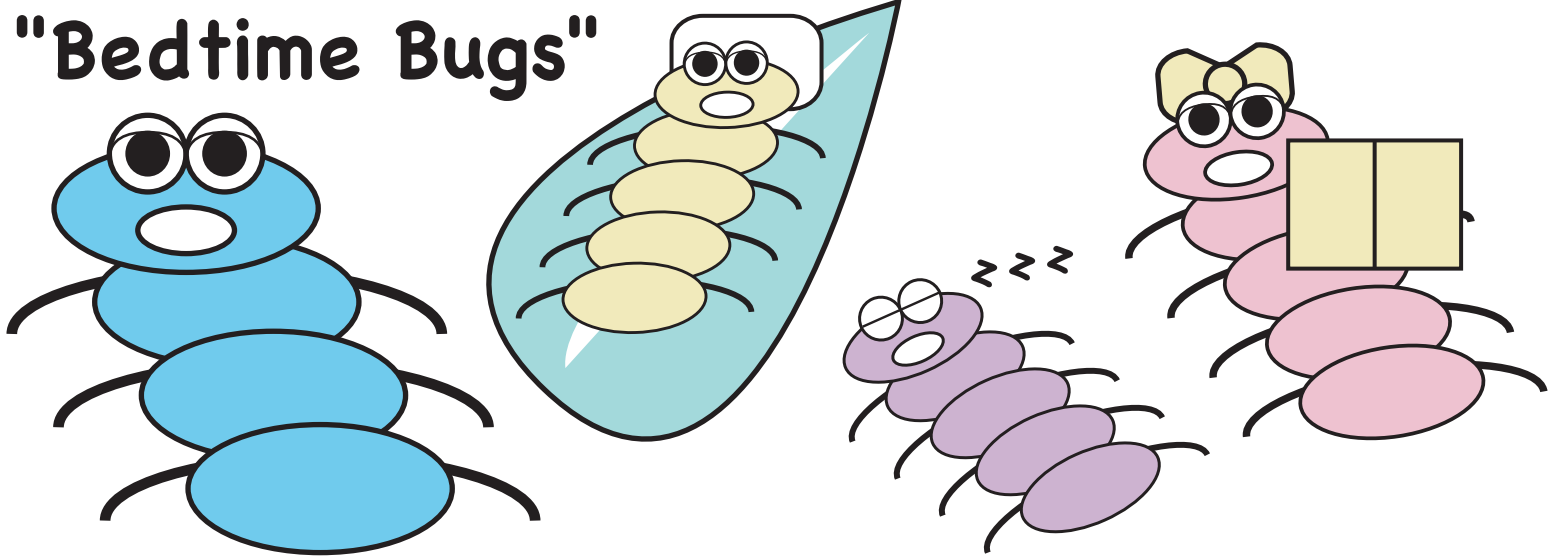


Imagine you are a scientist and you have created a new potion. In a brief paragraph write what your potion does. Describe its powers and how you can use it to help the world.



SCRAMBLED SENTENCES

"Bedtime Bugs"



Unscramble the following sentences and write the sentences on the lines.

1. legs. The bug six has blue

2. bug on yellow The leaf. sleeps a

3. purple snoring. The is bug

4. reads The a story. bug bedtime pink

5. Bugs sleep. of a lot need


Name: _____

Date: _____

Writing Out Place Value I

Fill in the missing numbers in the box.

Then write out the place values on the line provided.



$$352 = 300 + \boxed{50} + 2 = \text{Three hundreds, five tens, and two ones.}$$

$$784 = \boxed{} + 80 + \boxed{} = \underline{\hspace{2cm}}$$

$$1089 = \boxed{} + \boxed{} + 9 = \underline{\hspace{2cm}}$$

$$4503 = 4,000 + \boxed{} + \boxed{} = \underline{\hspace{2cm}}$$

$$9866 = \boxed{} + 800 + \boxed{} + \boxed{} = \underline{\hspace{2cm}}$$

$$10492 = 10,000 + \boxed{} + 90 + 2 = \underline{\hspace{2cm}}$$

$$59401 = \boxed{} + \boxed{} + \boxed{} + 1 = \underline{\hspace{2cm}}$$

$$120492 = 100,000 + \boxed{} + 400 + \boxed{} + 2$$
$$= \underline{\hspace{2cm}}$$

$$769454 = \boxed{} + \boxed{} + \boxed{} + 400 + \boxed{} + \boxed{}$$
$$= \underline{\hspace{2cm}}$$

$$6103446 = \boxed{} + \boxed{} + \boxed{} + \boxed{} + 40 + 6$$
$$= \underline{\hspace{2cm}}$$

Day 5

Independent Reading Activity	Practice thinking about Cause and Effect in your book.
Reading	Read a classic Japanese folktale and then answer the questions to show your understanding.
Writing	Imagine you've discovered a hidden door. What happens next?
Grammar Practice	Show what you know by completing this present tense challenge.
Math	Test your knowledge of expanded form with this worksheet.



Name: _____

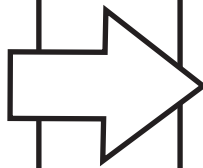
Date: _____



Directions: Describe what a character did and the effect of each action.

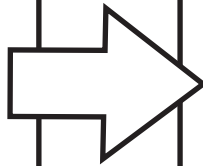
Book title: _____

Cause



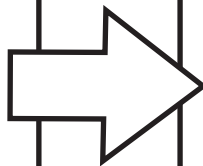
Effect

Cause



Effect

Cause



Effect

Momotaro

As you read this Japanese folktale, pay close attention to the problem and how the problem is resolved.



Once upon a time there was an old couple who didn't have any children. One day while the old woman was washing clothes in a river, a big peach came floating towards her. She took the peach home to surprise her husband for dinner. The old woman began to cut the peach but was caught by surprise when the peach split open and a baby boy jumped out. They were so happy because they had always wanted a child. They named him Momotaro, which means Peach Boy in Japanese.

Years later, Momotaro heard of a place called Ogre Island. He told his parents that he wanted to go there to stop the ogres from being mean to the people of his village. The ogres scared them and stole many treasures from them. On the way to Ogre Island, Momotaro met a talking dog, monkey and pheasant. They all agreed to help Momotaro. Momotaro and his friends fought the ogres. Momotaro told the ogres to leave the people of his village alone and to give back the treasure that they stole from them. The ogres apologized and returned the treasure to Momotaro. He and his new friends returned home and the village was happy and peaceful again.

Name: _____

Date: _____

Momotaro's Ending

After reading the story, fill in the details of the problem and story ending.

Problem



Who tried to fix the problem? Did anyone else help?

How did they try to solve it? Did it work?

Resolution: How did the story end?

Did you like the ending? Why or why not?

Creative Writing

What if one day you found a secret door in your house? Write a paragraph telling us where it leads to. Describe things you saw. Would you tell anyone?

This image shows a blank sheet of white paper with horizontal ruling lines. The lines are evenly spaced and run across the width of the page. There are no margins, text, or other markings on the paper.

Name: _____

Date: _____



Present Tense Challenge

Complete the sentences below by changing the verbs in parentheses to the present tense. The first one is done for you.

1. Pippa (build) builds a sandcastle when we go to the beach.
2. Ana's dad (buy) _____ the picnic supplies.
3. Rebecca (slide) _____ down the dunes.
4. Joshua (worry) _____ about seagulls near the sandwiches.
5. Kieran (swim) _____ in the ocean.
6. Julia (look) _____ for seashells.
7. Evan (hurry) _____ out of the big waves.
8. Amy (try) _____ to stay in the shade of the umbrella.
9. Charlotte (collect) _____ rocks for the sandcastle.
10. Demarcus (walk) _____ barefoot in the hot sand.





Learning About Numbers: Expanded Form

with Julia

Let's learn about numbers and how to write them in expanded form. A number can be made up of many smaller numbers. For example:

$$100 + 10 + 2 = 112 \quad \text{OR} \quad 112 = 100 + 10 + 2$$

Write the number from each expanded form:

1) $100 + 20 + 5 =$ _____

6) $100 + 40 + 7 =$ _____

2) $200 + 10 + 3 =$ _____

7) $200 + 20 + 6 =$ _____

3) $300 + 40 + 2 =$ _____

8) $300 + 70 + 5 =$ _____

4) $400 + 30 + 1 =$ _____

9) $400 + 50 + 2 =$ _____

5) $500 + 50 + 4 =$ _____

10) $500 + 70 + 9 =$ _____

Write the expanded form of each number:

1) $192 =$ _____ $+$ _____ $+$ _____

6) $136 =$ _____ $+$ _____ $+$ _____

2) $265 =$ _____ $+$ _____ $+$ _____

7) $249 =$ _____ $+$ _____ $+$ _____

3) $347 =$ _____ $+$ _____ $+$ _____

8) $319 =$ _____ $+$ _____ $+$ _____

4) $442 =$ _____ $+$ _____ $+$ _____

9) $483 =$ _____ $+$ _____ $+$ _____

5) $564 =$ _____ $+$ _____ $+$ _____

10) $512 =$ _____ $+$ _____ $+$ _____



Other Fun Stuff

Harris Hawk Facts

How to Draw a Dog

Sports Word Search

Bear Sudoku

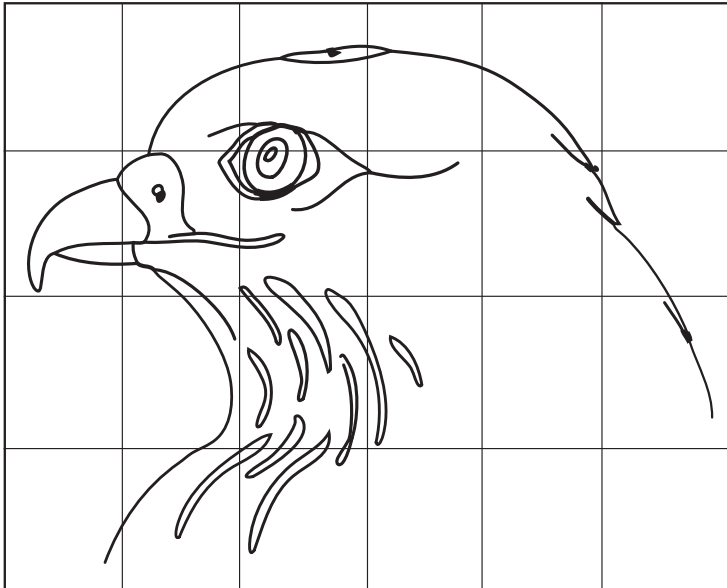
Spelling Puzzles #4

Spiral Flower




Harris Hawk

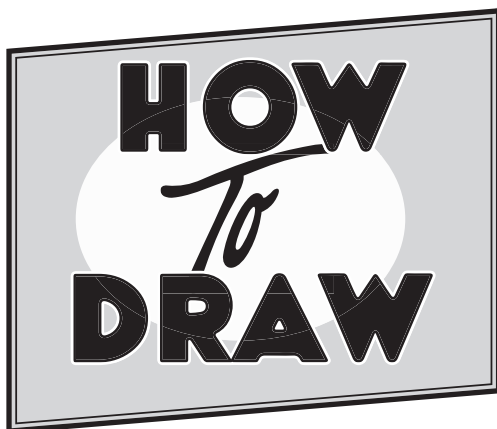
Use the grid below to draw the Harris Hawk



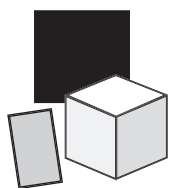
Fun Facts

- The Harris hawk was named after Edward Harris.
- The Harris hawk is chocolate brown with chestnut colored shoulders.
- The Harris hawk used to be called the Bay-winged hawk.
- The Harris hawk is not afraid of people.
- Two or three Harris hawks hunt together to make finding food easier.
- The Harris hawk builds its nests in trees 30 to 40 feet above the ground.
- Harris hawks are common in Mexico, southern Texas and Arizona.

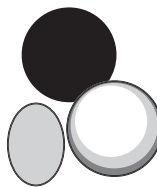




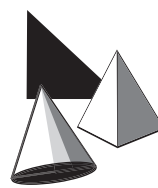
Drawing an object begins with some basic shapes. Look around and you'll see them in everything.



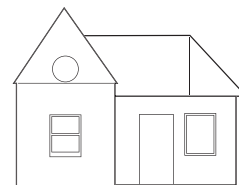
Squares,
Rectangles &
Cubes



Circles,
Ovals, &
Spheres



Triangles,
Cones &
Pyramids

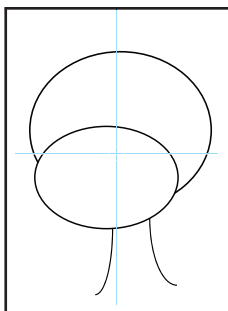


Use the shapes to
draw anything, like
this house.


Let's Draw a Dog!

Start your drawing with very light pencil lines and darken them later.


Step 1: Draw a circle for the head. Put an oval over the circle for the muzzle. Use two curved lines as the neck.




Step 2: Use ovals for the eyes. Add an oval for the nose. Place two ovals above the head to start the ears. Add a curved line for the mouth.



Step 3: Attach the ear ovals to the head with a line. Add an oval to the mouth for the tongue. Put a line down the center of the tongue. Add a large oval around one eye for a cool doggy spot!



Now you have your drawing. Darken the lines you want to keep and gently erase any you don't want. Your dog is ready to be colored.



Name: _____

Date: _____

World of Sports Word Search

Find the names of different sports below.

Look carefully! Words can be vertical, horizontal, diagonal or even backward.


W	C	B	P	U	M	F	M	D	L	F	I	S	W	K
L	W	M	A	A	I	M	D	L	V	R	O	U	E	J
M	G	W	Y	S	Z	A	A	X	A	J	M	R	E	Q
R	L	B	H	Z	E	B	P	V	M	E	I	F	G	P
Y	R	I	H	J	Y	B	E	N	N	X	D	I	G	O
F	N	G	Z	E	L	I	A	I	B	L	Q	N	M	J
G	L	E	L	R	L	U	N	L	I	K	I	G	V	R
S	N	L	H	P	A	G	N	I	L	W	O	B	K	K
Y	O	Y	Q	D	B	F	O	O	T	B	A	L	L	Q
V	G	P	R	X	T	S	B	Q	R	C	J	I	Y	R
S	Q	H	F	S	E	E	I	T	Q	V	Q	J	E	F
C	B	L	N	T	K	X	T	N	K	K	G	X	K	M
P	O	P	O	W	S	W	T	P	N	U	H	Z	C	H
G	N	Z	T	X	A	I	T	B	N	E	A	E	O	Q
I	G	Y	C	P	B	G	K	K	L	R	T	L	H	R

Find these sports names.

BASEBALL
FISHING
SURFING
HOCKEY

BASKETBALL
FOOTBALL
TENNIS

BOWLING
GOLF
VOLLEYBALL



Bear Sudoku

Help Bart complete the four Sudoku puzzles. Every row, column, and 2x2 block must contain the numbers 1 through 4 once.

Difficulty: ★★ ★



	2		
1		2	
2		3	
	3		

		1	
2			4
4			1
		4	

	2		
3			2
2			1
	3		

	1	3	
			1
			3
	3	4	

Spelling Swerves #4

Find as many four-letter words as you can in the puzzles. To find the words, follow the letters up, down, horizontal or diagonal.

___ ROSE ___

Y	R	A	N
C	I	O	L
D	O	S	P
R	U	E	H

D	A	E	H
P	S	T	K
H	L	E	C
M	O	R	A

E	F	I	H
I	K	N	D
N	O	A	T
B	E	R	M

Spiral Flower

Your second grader will hone their cutting skills making this fun and colorful flower creation. The stem of a plant holds up a flower, along with providing nutrients, helping the flower to grow. Your child can learn more about plants while making this fun art project!

What You Need:

- Green construction paper
- Construction paper for the flower
- Glue
- Ruler
- Pencil
- Scissors

What You Do:

1. Take a look at a flower with your child, either by heading outdoors or looking at a flower in a book or on the internet.
2. See if your child can recognize the parts of the flower, such as the stem, leaves and petals! They can look at several types of flowers and notice how some have similar petals and others are different.
3. Now it's time to make their own interesting flower! Start by turning a 9" by 12" sheet of green construction paper into a 9" by 9" square with the help of a ruler and pencil.
4. Invite your child to trim and curve the four corners of their square, creating a circle. Then have your child draw a spiraling line starting at the outside edge of the green paper and ending in the center of their square.
5. Now they can use their scissors to carefully follow and cut along their spiraling line, honing their concentration and cutting skills!
6. Now they've got a spiraling stem for their flower! Invite them to cut out a circle from one color of construction paper and petals from another. They can also cut a couple of green leaves to attach to their stem!
7. Offer your child the glue and encourage them to glue together their flower and then attach it to the end (the outside part) of their spiral along with the leaves they cut out!
8. Now they can hang their spiraling flower from the center of the spiral stem and watch as it moves and sways in the air!



Week 5

Independent Study Packet

ANSWER KEYS


**Use these answer keys
to check your work!**



Answer Key

The Lion and the Mouse Fable

Directions: Read the fable and write the moral below.



The Lion and the Mouse

by Aesop

A Lion lay asleep in the tall grass, when a tiny gray Mouse came through the grass and accidentally bumped into the Lion's nose. The Lion, angry to be woken from his nap, placed his huge paw on the Mouse to eat her.

"Don't eat me!" begged the Mouse. "Please let me go and some day I will repay you."

The Lion did not think that a little Mouse could ever help a huge Lion, but he laughed at the idea and let the Mouse go.

A few days later, the Lion was caught in the ropes of a hunter's net. Unable to free himself, he began to roar angrily. The Mouse followed the voice and found the Lion stuck in the net. She grabbed one of the big ropes around him, and chewed it until it broke. The Lion was free!


What do you think is the moral of the story? Why?

Answers may vary; students may think the moral is to be kind, or that even the smallest creature can help someone in need.

Name: _____

Answers

Date: _____



Compound Picnic



Cut out the words below and paste them together into the correct sentence.

1. James had a sandwich and apple in his lunch box.
2. Lara put on sun glasses because the sun was too bright.
3. Lara's dad asked her if she wanted any thing to drink.
4. I accidentally swallowed water melon seeds.
5. It was a great day for a picnic until we saw the rain cloud.

Word 1 ✂ water lunch rain any sun

Word 2 ✂ thing cloud glasses melon box

Math Notes

Answers

Add the numbers.

$$\begin{array}{r} 266 \\ + 133 \\ \hline 399 \end{array}$$

$$\begin{array}{r} 123 \\ + 345 \\ \hline 468 \end{array}$$

$$\begin{array}{r} 326 \\ + 242 \\ \hline 568 \end{array}$$

$$\begin{array}{r} 453 \\ + 226 \\ \hline 679 \end{array}$$

$$\begin{array}{r} 241 \\ + 132 \\ \hline 373 \end{array}$$

$$\begin{array}{r} 564 \\ + 204 \\ \hline 768 \end{array}$$

$$\begin{array}{r} 333 \\ + 245 \\ \hline 578 \end{array}$$

$$\begin{array}{r} 221 \\ + 366 \\ \hline 587 \end{array}$$


$$\begin{array}{r} 437 \\ + 350 \\ \hline 787 \end{array}$$

$$\begin{array}{r} 523 \\ + 352 \\ \hline 875 \end{array}$$

$$\begin{array}{r} 278 \\ + 311 \\ \hline 589 \end{array}$$

$$\begin{array}{r} 354 \\ + 122 \\ \hline 476 \end{array}$$

Narrative Transition Words & Phrases




Directions: Read the paragraph and answer the questions below.

One spring morning a duck built a warm nest to sit on her four eggs. Strangely, one of the eggs was much larger than the rest. To her excitement, the eggs started to crack. One, two, three eggs popped open, and three little ducklings poked their heads into the world. _____ **1** _____, the biggest egg began to crack, as well. To the mother's surprise, a big, gray duckling stumbled out of the egg! Although he was different, and not as cute as the other ducklings, she loved him nonetheless.

_____ **2** _____, the duck introduced her family to the other animals on the farm. Seeing the strange gray duckling, the pig, mallard, and mouse all burst out laughing. The poor duckling bowed his head in shame _____ **3** _____ he felt like he didn't belong. That night, as his family slept near the barn, the gray duckling decided to leave to find friends that liked him for who he was. Before long, he ran into a kind old woman. She invited him into her home and treated him like family. Over time, the little gray duckling began to grow. Although he was happy, he always felt something was missing. _____ **4** _____, as he stared out on the pond, he saw a family of beautiful swans swimming in the distance. He wanted to go swimming with them. _____ **5** _____ he approached the pond, he saw his reflection for the first time. The ugly duckling had grown into a beautiful swan! _____ **6** _____, the little gray duckling had found himself.

1) Which word fits best at #1 ? A) Because B) Meanwhile C) First	2) Which word fits best at #2 ? A) The next day B) Because C) Next	3) Which word fits best at #3 ? A) next B) finally C) because
4) Which word fits best at #4 ? A) One day B) Because C) While	5) Which word fits best at #5 ? A) Next B) As C) Meanwhile	6) Which word fits best at #6 ? A) Because B) First C) Finally

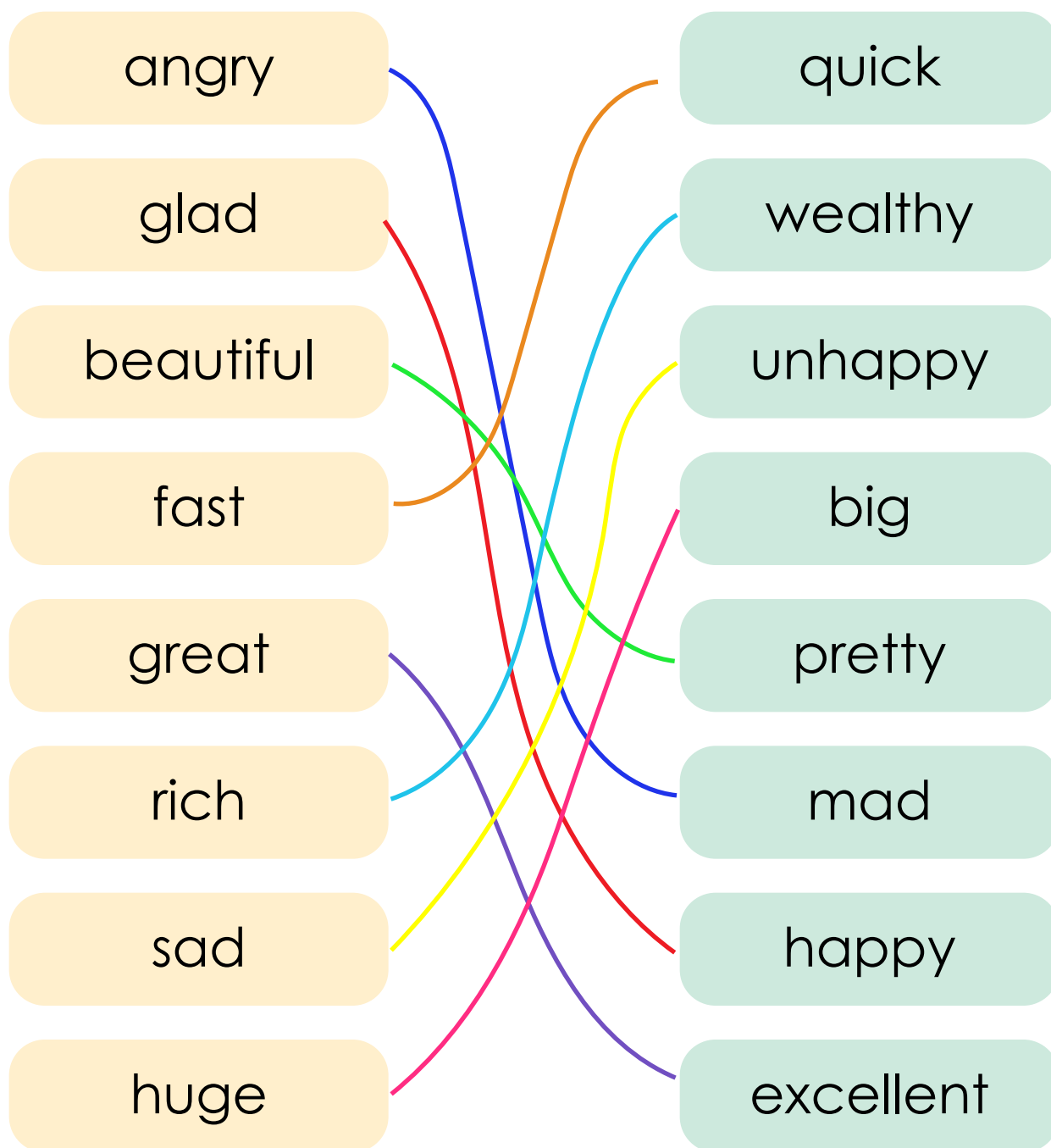


Synonym Match Up


Name: _____

Date: _____

Match each word to its synonym. Synonyms are words that have the same or almost the same meaning.



500~1000



>

Greater Than

or

Equal To

Less Than

=

Write in the symbol that makes the problem true.

Answers

>, < or =

1. 294 533

2. 760 670

3. 199 200

4. 429 409

5. 847 847

6. 128 356

7. 563 737

8. 1000 100

9. 909 606

10. 465 466

11. 984 934

12. 374 843

13. 776 776

14. 627 510

15. 553 553

The Crow and the Jug



Read this fable about a thirsty crow. Then, answer the questions below.

An unhappy crow choking with thirst saw a big clay jug. Hoping to find water, he flew to it with delight. When he reached the jug, he sadly realized that it contained so little water that he could not possibly get at it. He tried everything he could think of to reach the water, but all his efforts were in vain. Suddenly, the crow had an idea! He flew away and returned with a stone, dropping it into the pitcher. The water raised a little, making room for the stone. Happy with his discovery, the crow collected as many stones as he could carry and dropped them one by one with his beak into the pitcher, until he brought the water within his reach and had a nice, refreshing drink!

How does the story end?

- A) The crow cannot reach the water.
- B) The crow looks for stones.
- C) The crow takes a drink.**

What is the moral or lesson of this story?

- A) Always drink when you are thirsty.
- B) Little by little does the trick.**
- C) Stones are sometimes not useful.



Name: _____

Date: _____

Descriptive Writing Check-in Rubric

Standard	Not met 1	Partially met 2	Standard met 3	Exceeds expectations 4	Feedback/ Notes
Uses all five senses to paint a mental picture for the reader.					
Includes interesting details.					
Uses correct punctuation and capitalization.					
Uses correct grammar and spelling.					

Compound Words 1

ANSWERS

Use a word from the word box below to make a compound word. Use the pictures as clues.

cake paste robe paper berry ball plane

news + paper = newspaper



pan + cake = pancake



bath + robe = bathrobe



air + plane = airplane



straw + berry = strawberry



tooth + paste = toothpaste



basket + ball = basketball



ANSWERS

Time: Five-Minute Interval

Name _____ Date _____

Write the time.



12 : 20



10 : 35



1 : 45



6 : 25



8 : 20



7 : 05



1 : 10



5 : 50



3 : 40



2 : 55



11 : 15



12 : 45

Answer Key**Emily's Turtle**

Read the story. Next, circle the words and phrases that help you understand the central message of the story. Answer the questions below.


Emily and her turtle are best friends. When Emily is at school, her turtle enjoys swimming and exploring in its large terrarium. When she gets home, Emily takes her pet turtle out of its terrarium and feeds him dark leafy greens. Sometimes she even takes him outside to bask, or lie, in the sun!

Emily enjoys caring for her turtle!

One day, Emily's turtle didn't feel well. She could tell because its eyes were swollen and he wouldn't eat his food. Emily left her house quickly and rushed her turtle to the vet. The vet asked Emily if she was cleaning the water in her turtle's terrarium regularly, or at least every other day.

Emily told the vet that she had been busy and forgot to change the water. She promised to do it right away when she got home.

Now Emily never forgets to change her turtle's water. She knows that her pet is her responsibility and she has to take care of him! She even keeps a calendar in her room and puts a check mark on the days she cleans her turtle's terrarium. Turtles are a lot of fun, but it takes a lot of hard work to keep them healthy!



1. The author is trying to tell us to be responsible.

I know this because the text says that when Emily's turtle got sick, she was too busy to remember to change his water. Then she realizes that it's her responsibility to take care of him! She even uses a calendar to keep track of the days she changes his water.

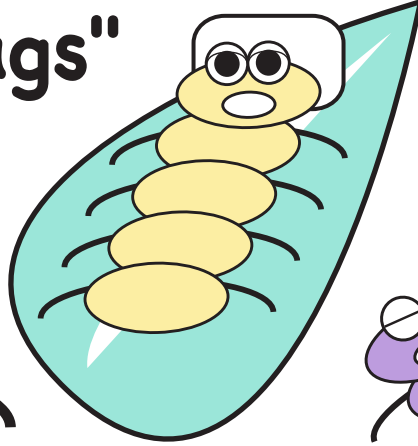

(answers will vary)

2. The word _____ means _____.



I know this because the text says _____.

SCRAMBLED SENTENCES

"Bedtime Bugs"



Answers



Unscramble the following sentences and write the sentences on the lines.

1. legs. The bug six has blue

The bug has six blue legs.

2. bug on yellow The leaf. sleeps a

The bug sleeps on a yellow leaf.

3. purple snoring. The is bug

The purple bug is snoring.

4. reads The a story. bug bedtime pink


The pink bug reads a bedtime story.

5. Bugs sleep. of a lot need

Bugs need a lot of sleep.

Writing Out Place Value I

Fill in the missing numbers in the box.
Then write out the place values on the line provided.



$$352 = 300 + \boxed{50} + 2 = \text{Three hundreds, five tens, and two ones.}$$

$$784 = \boxed{700} + 80 + \boxed{4} = \text{Seven hundreds, eight tens, and four ones.}$$

$$1089 = \boxed{1,000} + \boxed{80} + 9 = \text{One thousand, eight tens, and nine ones.}$$

$$4503 = 4,000 + \boxed{500} + \boxed{3} = \text{Four thousands, five hundreds, and three ones.}$$

$$9866 = \boxed{9,000} + 800 + \boxed{60} + \boxed{6} = \text{Nine thousands, eight hundreds, six tens, and six ones.}$$

$$10492 = 10,000 + \boxed{400} + 90 + 2 = \text{One ten thousand, four hundreds, nine tens, and two ones.}$$

$$59401 = \boxed{50,000} + \boxed{9,000} + \boxed{400} + 1 = \text{five ten thousands, nine thousands, four hundreds, and one one.}$$

$$120492 = 100,000 + \boxed{20,000} + 400 + \boxed{90} + 2$$

= One hundred thousand, two ten thousands, four hundreds, nine tens, and two ones.

$$769454 = \boxed{700,000} + \boxed{60,000} + \boxed{9,000} + 400 + \boxed{50} + \boxed{5}$$

= Seven hundred thousands, six ten thousands, nine thousands, four hundreds, five tens, and five ones.

$$6103446 = \boxed{6,000,000} + \boxed{100,000} + \boxed{3,000} + \boxed{400} + 40 + 6$$

= Six millions, one hundred thousand, three thousands, four hundreds, four tens, and six ones.

Momotaro **Answers**



As you read this Japanese folktale, pay close attention to the problem and how the problem is resolved.

Once upon a time there was an old couple who didn't have any children. One day while the old woman was washing clothes in a river, a big peach came floating towards her. She took the peach home to surprise her husband for dinner. The old woman began to cut the peach but was caught by surprise when the peach split open and a baby boy jumped out. They were so happy because they had always wanted a child. They named him Momotaro, which means Peach Boy in Japanese.


Years later, Momotaro heard of a place called Ogre Island. He told his parents that he wanted to go there to stop the ogres from being mean to the people of his village. The ogres scared them and stole many treasures from them. On the way to Ogre Island, Momotaro met a talking dog, monkey and pheasant. They all agreed to help Momotaro. Momotaro and his friends fought the ogres. Momotaro told the ogres to leave the people of his village alone and to give back the treasure that they stole from them. The ogres apologized and returned the treasure to Momotaro. He and his new friends returned home and the village was happy and peaceful again.

Momotaro's Ending **Answers**

After reading the story, fill in the details of the problem and story ending.

Problem

The ogres were scaring the villagers and stealing their treasures.



Who tried to fix the problem? Did anyone else help?

Momotaro wanted to fix the problem. A pheasant, monkey and talking dog agreed to help him.

How did they try to solve it? Did it work?

They fought the ogres. Momotaro asked the ogres to leave the villagers alone and to return the stolen treasures.

Resolution: How did the story end?

The ogres apologized and returned the villagers' treasure. He and his new friends returned home. The village was peaceful again.

Did you like the ending? Why or why not?

Name: _____

Date: _____

Answers

Present Tense Challenge

Complete the sentences below by changing the verbs in parentheses to the present tense. The first one is done for you.

1. Pippa (build) builds a sandcastle when we go to the beach.
2. Ana's dad (buy) buys the picnic supplies.
3. Rebecca (slide) slides down the dunes.
4. Joshua (worry) worries about seagulls near the sandwiches.
5. Kieran (swim) swims in the ocean.
6. Julia (look) looks for seashells.
7. Evan (hurry) hurries out of the big waves.
8. Amy (try) tries to stay in the shade of the umbrella.
9. Charlotte (collect) collects rocks for the sandcastle.
10. Demarcus (walk) walks barefoot in the hot sand.





Learning About Numbers: Expanded Form

with Julia **Answers**

Let's learn about numbers and how to write them in expanded form. A number can be made up of many smaller numbers. For example:

$$100 + 10 + 2 = 112 \quad \text{OR} \quad 112 = 100 + 10 + 2$$

Write the number from each expanded form:

1) $100 + 20 + 5 =$ 125

6) $100 + 40 + 7 =$ 147

2) $200 + 10 + 3 =$ 213

7) $200 + 20 + 6 =$ 226

3) $300 + 40 + 2 =$ 342

8) $300 + 70 + 5 =$ 375

4) $400 + 30 + 1 =$ 431

9) $400 + 50 + 2 =$ 452

5) $500 + 50 + 4 =$ 554

10) $500 + 70 + 9 =$ 579

Write the expanded form of each number:

1) $192 =$ 100 $+$ 90 $+$ 2

6) $136 =$ 100 $+$ 30 $+$ 6

2) $265 =$ 200 $+$ 60 $+$ 5

7) $249 =$ 200 $+$ 40 $+$ 9

3) $347 =$ 300 $+$ 40 $+$ 7

8) $319 =$ 300 $+$ 10 $+$ 9

4) $442 =$ 400 $+$ 40 $+$ 2

9) $483 =$ 400 $+$ 80 $+$ 3

5) $564 =$ 500 $+$ 60 $+$ 4


10) $512 =$ 500 $+$ 10 $+$ 2



World of Sports Word Search

Find the names of different sports below.

Look carefully! Words can be vertical, horizontal, diagonal or even backward.




Find these sports names.

BASEBALL
FISHING
SURFING
HOCKEY

BASKETBALL
FOOTBALL
TENNIS

BOWLING
GOLF
VOLLEYBALL



Bear Sudoku **Answers**

Help Bart complete the four Sudoku puzzles.
Every row, column, and 2x2 block
must contain the numbers 1 through 4 once.

Difficulty: ★★ ★



3	2	4	1
1	4	2	3
2	1	3	4
4	3	1	2

3	4	1	2
2	1	3	4
4	3	2	1
1	2	4	3

4	2	1	3
3	1	4	2
2	4	3	1
1	3	2	4

2	1	3	4
3	4	2	1
4	2	1	3
1	3	4	2

Spelling Swerves #4

Find as many four-letter words as you can in the puzzles. To find the words, follow the letters up, down, horizontal or diagonal. **(Answers)**

_ ROSE _
 _ DIAL _
 _ SOUR _
 _ CROP _
 _ SLOP _
 _ LOSE _
 _ COOL _
 _ SOON _
 _ DUES _
 _ DOSE _
 _ CORD _
 _ RUSH _
 _ COOP _
 _ DISH _
 _ NOSE _
 _ POSE _

Y	R	A	N
C	I	O	L
D	O	S	P
R	U	E	H

_ PATH _
 _ SHOE _
 _ MORE _
 _ LORE _
 _ PAST _
 _ DATE _
 _ TAPS _
 _ RACK _
 _ PLEA _
 _ ROLE _
 _ RACE _

D	A	E	H
P	S	T	K
H	L	E	C
M	O	R	A

_ MOLE _
 _ SEAT _
 _ HEAT _
 _ PADS _
 _ SPAT _

_ CARE _
 _ DASH _
 _ HOLE _
 _ HEAP _
 _ TEAR _
 _ EAST _
 _ EATS _
 _ LEST _
 _ REST _
 _ SEAR _

_ FIND _
 _ KIND _
 _ HIND _
 _ BOAT _
 _ BORE _
 _ BONE _
 _ MAKE _
 _ TAKE _
 _ RAKE _

E	F	I	H
I	K	N	D
N	O	A	T
B	E	R	M

_ HIKE _
 _ TANK _
 _ RANK _

_ ROBE _
 _ REAM _
 _ MARE _
 _ KNOB _
 _ DART _
 _ BEAR _
 _ NEAR _
 _ FINE _
 _ BOAR _