

Week 6

1st
grade

Independent Study Packet

 Education.com




5 MORE Days of
Independent Activities in
Reading, Writing, Math,
and Other Fun Stuff

ANSWER KEYS
INCLUDED

Helpful Hints for Students and Families

Materials You Will Need:

- Pencils
- Extra paper or a notebook/journal (everything can go in one place)
- You will need colored pencils, markers, or crayons for some of the activities.



Directions & Tips

- You may complete the activities in any order.
- Check off each of the activities when you finish them on the menu.
- Make sure an adult signs the activity menu before you bring it back to school.

Activity Menu

	Day 1	Day 2	Day 3	Day 4	Day 5
Reading 	Read for 15 minutes each day and choose one activity from your reading log.				
Writing 	Each day, write some news about what you did in the Daily News worksheet.				
Literacy 	Contraction Matching Game	Make Your Own Compound Words	Get into Grammar: Common or Proper Noun?	Long Vowel Sounds	Parts of Speech Word Hunt
Math 	Spring Into Addition: One-Digit Addition Practice	Number Order: Least to Greatest	Math Story Problems	Practice Test: Bar Graphs and Pictograms	Penny Toss Game
Other Fun Stuff 	Design Your Own Emoji	How to Draw a Lion	Understanding Others	Weather Word Search	Make Your Own Flag



Parent/Guardian Signature: _____



Reading Log

1. Read a book by yourself or with a grown-up.
2. Put your name and the title of the book at the top of a new page.
3. Choose one of the ideas and write one or two sentences about your book. Remember, not all of the questions make sense for every book.
4. Don't forget to tell why or how you know, or both if you can!



How did the story end?	Who is your favorite character? 	Is this book like any other book you have read? Which one?
How does the main character feel in this book?	Which words in the book were tricky?	Where does the story take place (the setting)?
What is your favorite part of the story? 	What is the big problem in the story? How is it solved?	What did you learn from reading this book?
What friend or family member might like this book?	When does the story take place (the setting)?	At the end, did any characters change from how they felt at the beginning?
What is your favorite picture in the book?	What did the author want you to learn?	What surprised you in the book?


Day 1

Reading	Read for 15 minutes and complete your reading log.
Writing	Write your Daily News.
Literacy	Match the contractions with this fun game.
Math	Practice addition facts.
Other Fun Stuff	Design your own emoji!





My Daily News



Some ways to start
your Daily News:

Today I
I went
I learned
I saw

Or, pick your own
way to start!

Memory Match Game - Contractions

Cut out each card and place face down (be sure to mix them up). At each turn a player turns over two cards trying to make a match of contractions.

I'm

You're

He's

I am

You
are

He is

She's

It's

We're

She is

It is

We are

Memory Match Game - Contractions

Cut out each card and place face down (be sure to mix them up). At each turn a player turns over two cards trying to make a match of contractions.

I'll

You'll

He'll

I will

You
will

He will

She'll

It'll

We'll

She
will

It will

We will

Memory Match Game - Contractions

Cut out each card and place face down (be sure to mix them up). At each turn a player turns over two cards trying to make a match of contractions.

I'd

You'd

He'd

I would

You
would

He
would

She'd

It'd

We'd

She
would

It
would

We
would

Memory Match Game - Contractions

Cut out each card and place face down (be sure to mix them up). At each turn a player turns over two cards trying to make a match of contractions.

I've

You've

He's

I have

You
have

He has

She's

It's

We've

She
has

It has

We
have

Spring Into Addition

1)

$$\begin{array}{r} 8 \\ + 6 \\ \hline \end{array}$$

2)

$$\begin{array}{r} 4 \\ + 9 \\ \hline \end{array}$$

3)

$$\begin{array}{r} 4 \\ + 7 \\ \hline \end{array}$$

4)

$$\begin{array}{r} 5 \\ + 7 \\ \hline \end{array}$$

5)

$$\begin{array}{r} 9 \\ + 2 \\ \hline \end{array}$$

6)

$$\begin{array}{r} 8 \\ + 8 \\ \hline \end{array}$$

7)

$$\begin{array}{r} 6 \\ + 9 \\ \hline \end{array}$$

8)

$$\begin{array}{r} 7 \\ + 6 \\ \hline \end{array}$$

9)

$$\begin{array}{r} 8 \\ + 4 \\ \hline \end{array}$$

10)

$$\begin{array}{r} 6 \\ + 7 \\ \hline \end{array}$$

11)

$$\begin{array}{r} 9 \\ + 7 \\ \hline \end{array}$$

12)

$$\begin{array}{r} 9 \\ + 8 \\ \hline \end{array}$$

13)

$$\begin{array}{r} 7 \\ + 5 \\ \hline \end{array}$$

14)

$$\begin{array}{r} 8 \\ + 2 \\ \hline \end{array}$$

15)

$$\begin{array}{r} 7 \\ + 4 \\ \hline \end{array}$$

16)

$$\begin{array}{r} 8 \\ + 7 \\ \hline \end{array}$$

17)

$$\begin{array}{r} 5 \\ + 6 \\ \hline \end{array}$$

18)


$$\begin{array}{r} 7 \\ + 7 \\ \hline \end{array}$$

19)

$$\begin{array}{r} 7 \\ + 9 \\ \hline \end{array}$$

20)

$$\begin{array}{r} 5 \\ + 9 \\ \hline \end{array}$$





Design Your Own Emoji



*Learn how emojis are selected and designed –
then use good design principles to create your own!*

Every year, the Unicode Consortium, a group of tech companies and volunteers with backgrounds in coding, technology, and linguistics, approve about 50 to 100 emojis from thousands of ideas submitted from people all over the world.

What does it take to become an emoji? In order for the panel to consider it, the emoji must be one that can be used often, as well as one that is different from existing emojis. The design should not be overly specific (it can't be an individual person), but it also should not be too detailed.

With these parameters in mind, what emoji would you suggest to the Unicode Consortium, and how would you design it? Use the space below to draw the emoji, then write an argument for why the Unicode Consortium should consider it.

Note: Be sure to visit unicode.org/emoji/charts/emoji-list.html to review the emojis already in existence.

My proposed emoji:

Why Unicode should consider adding this emoji:


Day 2

Reading	Read for 15 minutes and complete your reading log.
Writing	Write your Daily News.
Literacy	Make your own compound words.
Math	Put the numbers in order from least to greatest.
Other Fun Stuff	Learn how to draw a lion.





My Daily News



Some ways to start
your Daily News:

Today I
I went
I learned
I saw

Or, pick your own
way to start!

Name: _____

Date: _____

Make Your Own Compound Words

Pick out words from the word bank that you can put together to make compound words. Write the compound words that you make on the lines below.

cat rain fish bow
flower house fly sun

1.

2.

3.

4.



Number Order: Least to Greatest

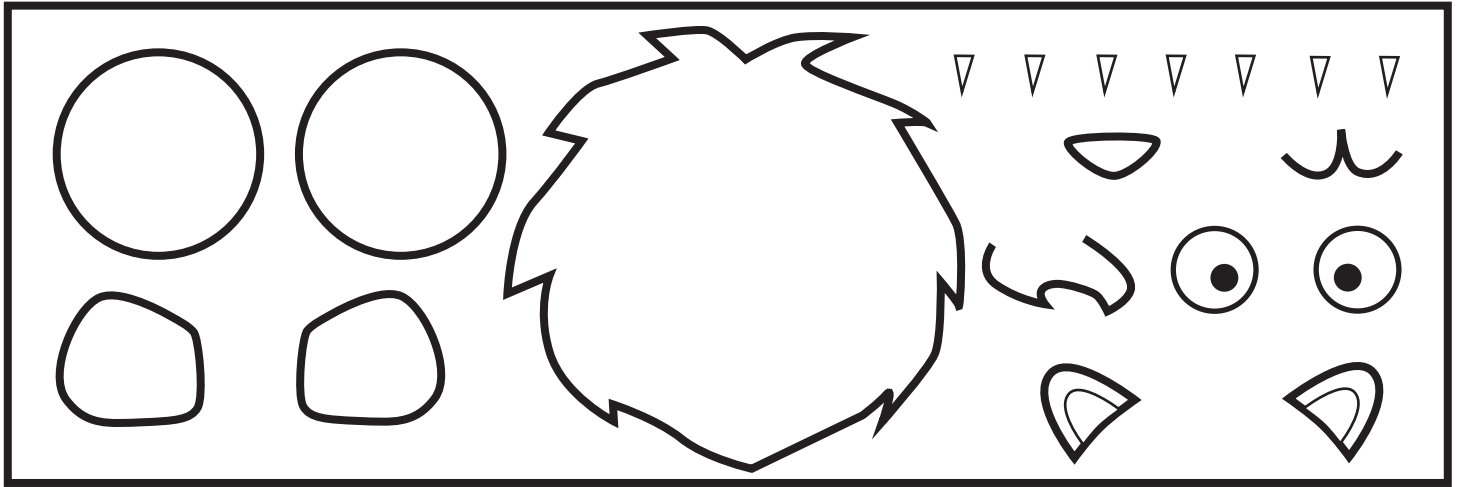


Order each group of numbers from **least** to **greatest**.


48	50	23	<u>23</u>	<u>48</u>	<u>50</u>
27	19	31	_____	_____	_____
64	87	78	_____	_____	_____
52	35	42	_____	_____	_____
30	21	19	_____	_____	_____
84	92	73	_____	_____	_____
77	68	89	_____	_____	_____
14	35	29	_____	_____	_____
92	79	80	_____	_____	_____

How to Draw a Cartoon Lion


Use all of the shapes in the shape bank to draw a cartoon lion!



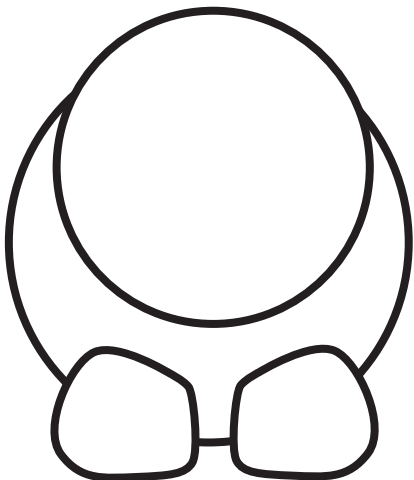
1) Draw a circle.




2) Draw one more circle for the head and erase the inside line.



3) Add the lion's feet and erase the inside lines.




4) Draw three tiny claws on the lion's feet.




How to Draw a Cartoon Lion

5) Draw the lion's mane and erase the inside lines so your drawing looks like the one below.



6) Draw the lion's ears and erase any inside lines.



7) Draw in the lion's face. Then color him in and he's ready to go!



Fun Lion Facts:

- The roar of a lion can be heard from 8 kilometers (5.0 miles) away.
- Lions are the second largest big cat species in the world (behind tigers).
- Lionesses are better hunters than males and do most of the hunting for a pride.


Day 3

Reading	Read for 15 minutes and complete your reading log.
Writing	Write your Daily News.
Literacy	Practice identifying common and proper nouns.
Math	Solve the math story problems.
Other Fun Stuff	Develop an awareness of emotions in yourself and others.





My Daily News



Some ways to start
your Daily News:

Today I
I went
I learned
I saw

Or, pick your own
way to start!

Common Or Proper Noun



A common noun is a person, place, or thing.



Example: car, tree, house, girl

A proper noun is the name of a particular person, place, or thing.



Example: Mr. Smith, The Robinson School, San Francisco

Look at the words below and label them as a common or proper noun. See the example.

tent common   Japan proper

medal   rug

Mrs. Cooper   frozen yogurt

Statue of Liberty   paintbrush

handbag   girl

The Philippines   shirt

helicopter   Golden Gate Bridge

Solve the Story Problems

Read each story problem and solve.

There were 7 red books,
but 4 of them got checked out.
How many red books are left?

_____ red books

There are 2 green books.
5 more are added to the shelf.
How many green books are there in all?

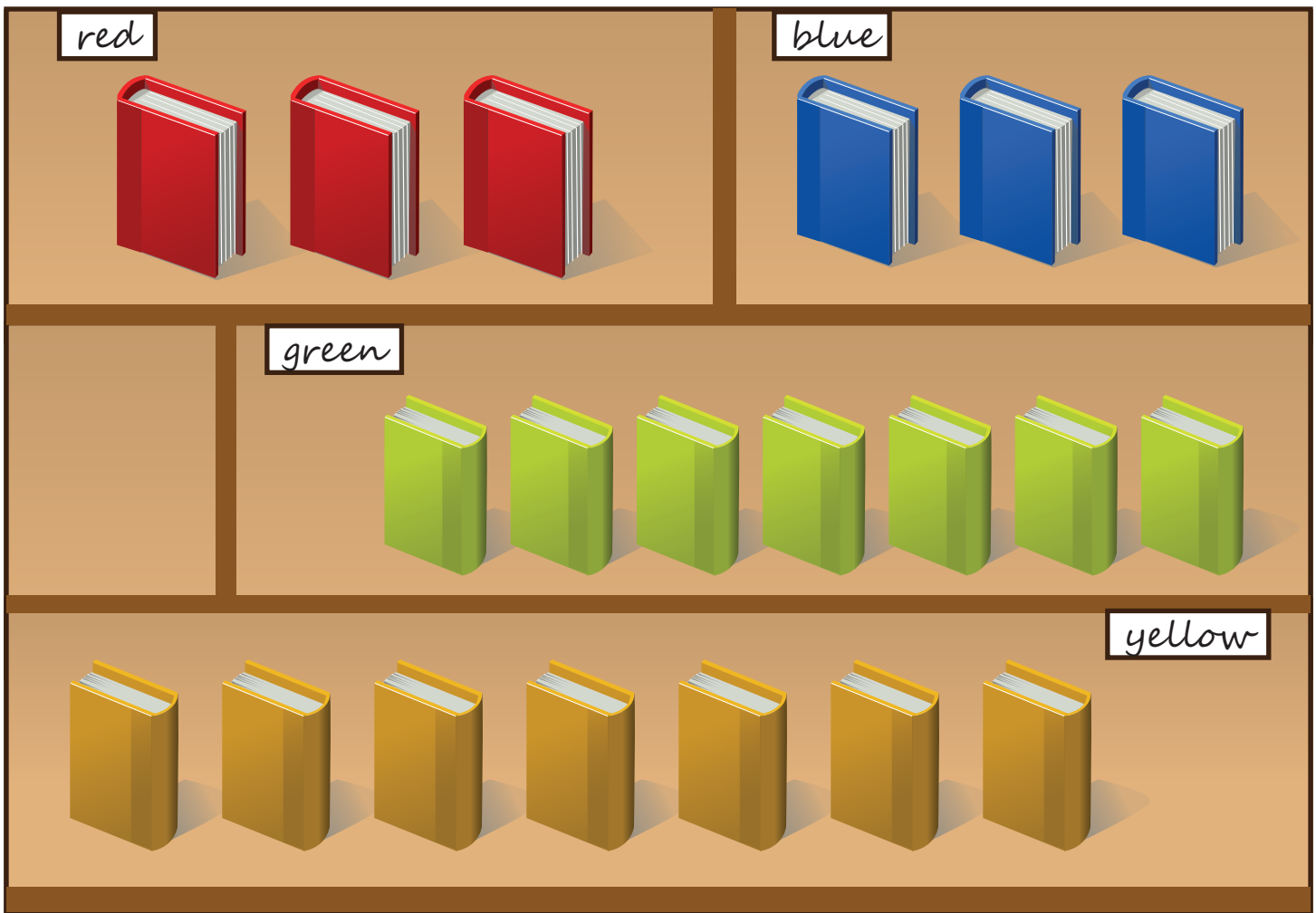
_____ green books

There were 9 blue books,
but 6 of them got lost.
How many are left on the shelf?

_____ blue books

There are 4 yellow books.
3 more yellow books just got turned in.
Now how many are there in all?

_____ yellow books





Understanding Others

Look over the pictures below. Using the word bank, write down how you think the person is feeling on the line next to each picture.

Feelings:

Sad Angry Frustrated Lonely Confused Happy




Day 4

Reading	Read for 15 minutes and complete your reading log.
Writing	Write your Daily News.
Literacy	Practice identifying long vowel sounds.
Math	Answer questions about bar graphs and pictograms.
Other Fun Stuff	Find the weather words in this word search.





My Daily News



Some ways to start
your Daily News:

Today I
I went
I learned
I saw

Or, pick your own
way to start!

Long Vowels: A, E, I, O, U

Circle all the words that have a long vowel sound. Draw a line to connect each long vowel with the word that makes its sound. (Hint: You may have to connect more than one word with any given long vowel sound!) Now go back and place an X over all the words that don't belong.

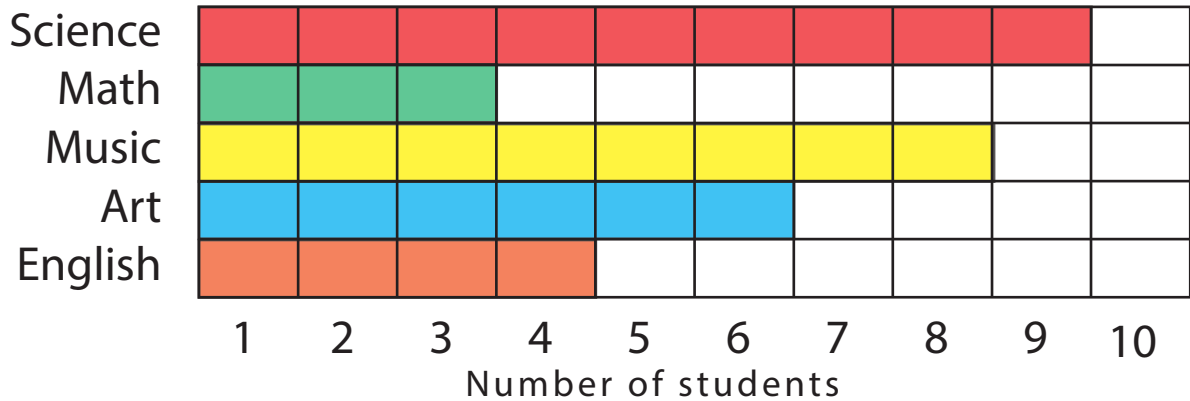
What do all the crossed out words have in common? _____

cap, rose, bus, ring, lock, tree, kite, tea, pail, sled, fish, rake, net, table, mop, pole, hose, truck, map, ship, can, dog, lime, cute, knife, compass, sun, suit, bell, tube

A E I O U


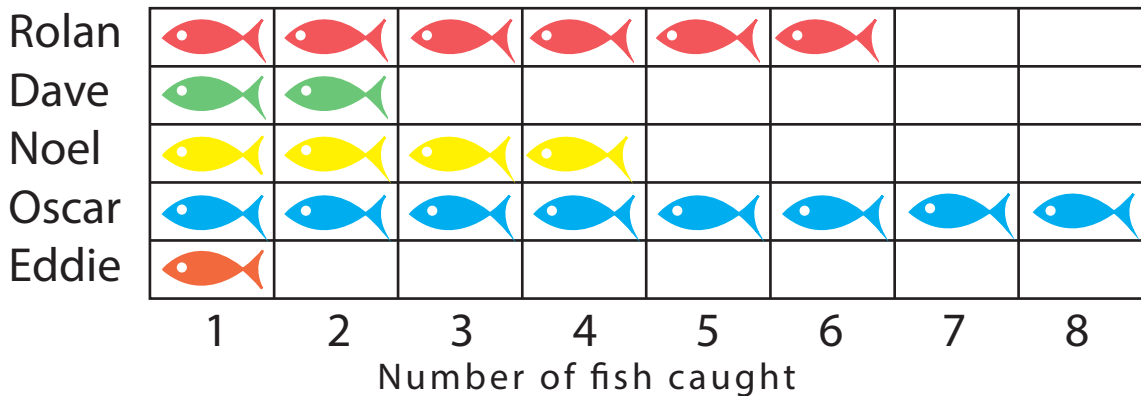
Graph Practice

Favorite subject



1. What subject do the students like the most? _____
2. What subject do the students like the least? _____
3. What subject is the students' second choice? _____
4. How many students like art? _____
5. How many students like English? _____

Fishing trip



1. Who caught the most fish? _____
2. Who caught the least fish? _____
3. What is the highest number of fish caught? _____
4. How many fish did Eddie catch? _____
5. What is the total number of fish caught? _____

Weather Terminology



Word Search

A	Y	R	A	I	N	Y	W	H	Z	B	P	A	M	W
P	D	D	J	L	J	Q	A	U	T	A	U	I	R	D
M	N	P	M	C	N	Y	R	H	R	C	L	M	O	P
I	I	N	X	J	S	O	M	T	Y	D	O	Q	B	R
Y	W	S	G	X	D	W	L	U	L	G	D	L	E	E
K	B	H	K	L	D	Y	Q	V	X	T	G	D	D	Q
W	W	X	F	T	C	S	K	Z	V	O	U	O	J	K
Z	K	C	U	L	G	N	I	Z	E	E	R	F	F	F
R	T	Z	O	T	O	H	T	D	J	D	G	W	S	T
S	X	U	J	Q	W	G	F	P	S	V	J	X	P	Y
U	D	A	N	D	F	W	B	U	V	L	H	L	N	D
Y	B	Z	E	U	R	R	R	A	H	Z	G	N	Q	K
C	X	Z	S	I	W	I	H	F	X	K	U	P	Q	S
I	J	G	L	M	Z	I	T	C	S	S	P	V	Q	Z
J	W	R	V	F	O	B	P	N	E	C	C	J	O	F

Word Bank:

foggy

cloudy

cold

freezing

sunny

windy

warm

mild

rainy

partly cloudy

hot


Day 5

Reading	Read for 15 minutes and complete your reading log.
Writing	Write your Daily News.
Literacy	Go on a word hunt...for parts of speech!
Math	Practice writing numbers and counting on to 30 with this game.
Other Fun Stuff	Make your own flag.





My Daily News



Some ways to start
your Daily News:

Today I
I went
I learned
I saw

Or, pick your own
way to start!

Name: _____

Date: _____

Parts of Speech Word Hunt

Use the code to color the circles below.

Verbs = red

Conjunctions = purple

Adjectives = green

Nouns = blue

Possessive Pronouns = yellow

Articles = pink

run

the

my

if

jump

and

cat

but

bus

red

fun

mine

a

hers



Penny Toss Game



Take turns throwing a penny into a cup. Record your score as you play. The first player to 30 wins!

Penny lands in cup - 2 points

Penny hits cup - 1 point

Penny misses cup - 0 points

Round 1. I start with 0 points. I earned _____ points. Now I have _____ points.

Round 2. I have _____ points. I earned _____ points. Now I have _____ points.

Round 3. I have _____ points. I earned _____ points. Now I have _____ points.

Round 4. I have _____ points. I earned _____ points. Now I have _____ points.

Round 5. I have _____ points. I earned _____ points. Now I have _____ points.

Round 6. I have _____ points. I earned _____ points. Now I have _____ points.

Round 7. I have _____ points. I earned _____ points. Now I have _____ points.

Round 8. I have _____ points. I earned _____ points. Now I have _____ points.

Round 9. I have _____ points. I earned _____ points. Now I have _____ points.

Round 10. I have _____ points. I earned _____ points. Now I have _____ points.

Penny Toss Game

Round 11. I have _____ points. I earned _____ points. Now I have _____ points.

Round 12. I have _____ points. I earned _____ points. Now I have _____ points.

Round 13. I have _____ points. I earned _____ points. Now I have _____ points.

Round 14. I have _____ points. I earned _____ points. Now I have _____ points.

Round 15. I have _____ points. I earned _____ points. Now I have _____ points.

Round 16. I have _____ points. I earned _____ points. Now I have _____ points.

Round 17. I have _____ points. I earned _____ points. Now I have _____ points.

Round 18. I have _____ points. I earned _____ points. Now I have _____ points.

Round 19. I have _____ points. I earned _____ points. Now I have _____ points.

Round 20. I have _____ points. I earned _____ points. Now I have _____ points.

Name _____

Date _____

MAKE YOUR OWN FLAG

There are many different flags that stand for many different things. Flags use symbols and colors that are an important part to a country, state, or family's culture. Flags honor events and people that shaped them.

Create your own flag.

Use symbols and colors that best represent you.



1. What symbols did you choose? Why?

2. Why did you choose those colors?


3. What does your flag represent?

Week 6

Independent Study Packet

ANSWER KEYS

**Use these answer keys
to check your work!**



Answers Spring Into Addition

$$\begin{array}{r} 1) \quad 8 \\ + 6 \\ \hline 14 \end{array}$$

$$\begin{array}{r} 2) \quad 4 \\ + 9 \\ \hline 13 \end{array}$$

$$\begin{array}{r} 3) \quad 4 \\ + 7 \\ \hline 11 \end{array}$$

$$\begin{array}{r} 4) \quad 5 \\ + 7 \\ \hline 12 \end{array}$$

$$\begin{array}{r} 5) \quad 9 \\ + 2 \\ \hline 11 \end{array}$$

$$\begin{array}{r} 6) \quad 8 \\ + 8 \\ \hline 16 \end{array}$$

$$\begin{array}{r} 7) \quad 6 \\ + 9 \\ \hline 15 \end{array}$$

$$\begin{array}{r} 8) \quad 7 \\ + 6 \\ \hline 13 \end{array}$$

$$\begin{array}{r} 9) \quad 8 \\ + 4 \\ \hline 12 \end{array}$$

$$\begin{array}{r} 10) \quad 6 \\ + 7 \\ \hline 13 \end{array}$$

$$\begin{array}{r} 11) \quad 9 \\ + 7 \\ \hline 16 \end{array}$$

$$\begin{array}{r} 12) \quad 9 \\ + 8 \\ \hline 17 \end{array}$$

$$\begin{array}{r} 13) \quad 7 \\ + 5 \\ \hline 12 \end{array}$$

$$\begin{array}{r} 14) \quad 8 \\ + 2 \\ \hline 10 \end{array}$$

$$\begin{array}{r} 15) \quad 7 \\ + 4 \\ \hline 11 \end{array}$$

$$\begin{array}{r} 16) \quad 8 \\ + 7 \\ \hline 15 \end{array}$$

$$\begin{array}{r} 17) \quad 5 \\ + 6 \\ \hline 11 \end{array}$$

$$\begin{array}{r} 18) \quad 7 \\ + 7 \\ \hline 14 \end{array}$$

$$\begin{array}{r} 19) \quad 7 \\ + 9 \\ \hline 16 \end{array}$$

$$\begin{array}{r} 20) \quad 5 \\ + 9 \\ \hline 14 \end{array}$$



Name: **Answers**

Date: _____

Make Your Own Compound Words

Pick out words from the word bank that you can put together to make compound words. Write the compound words that you make on the lines below.

cat rain fish bow
flower house fly sun

1. Catfish

2. Housefly

3. Rainbow

4. Sunflower



Number Order: Least to Greatest

Answers



Order each group of numbers from **least** to **greatest**.

48	50	23	<u>23</u>	<u>48</u>	<u>50</u>
27	19	31	<u>19</u>	<u>27</u>	<u>31</u>
64	87	78	<u>64</u>	<u>78</u>	<u>87</u>
52	35	42	<u>35</u>	<u>42</u>	<u>52</u>
30	21	19	<u>19</u>	<u>21</u>	<u>30</u>
84	92	73	<u>73</u>	<u>84</u>	<u>92</u>
77	68	89	<u>68</u>	<u>77</u>	<u>89</u>
14	35	29	<u>14</u>	<u>29</u>	<u>35</u>
92	79	80	<u>79</u>	<u>80</u>	<u>92</u>

Common Or Proper Noun

A common noun is a person, place, or thing.



Example: car, tree, house, girl



A proper noun is the name of a particular person, place, or thing.

Example: Mr. Smith, The Robinson School, San Francisco



Look at the words below and label them as a common or proper noun. See the example.

Answers

tent common   Japan proper

medal common   rug common

Mrs. Cooper proper   frozen yogurt common

Statue of Liberty proper   paintbrush common

handbag common   girl common

The Philippines proper   shirt common

helicopter common   Golden Gate Bridge proper

Solve the Story Problems

Read each story problem and solve.

There were 7 red books,
but 4 of them got checked out.
How many red books are left?

3 red books

There were 9 blue books,
but 6 of them got lost.
How many are left on the shelf?

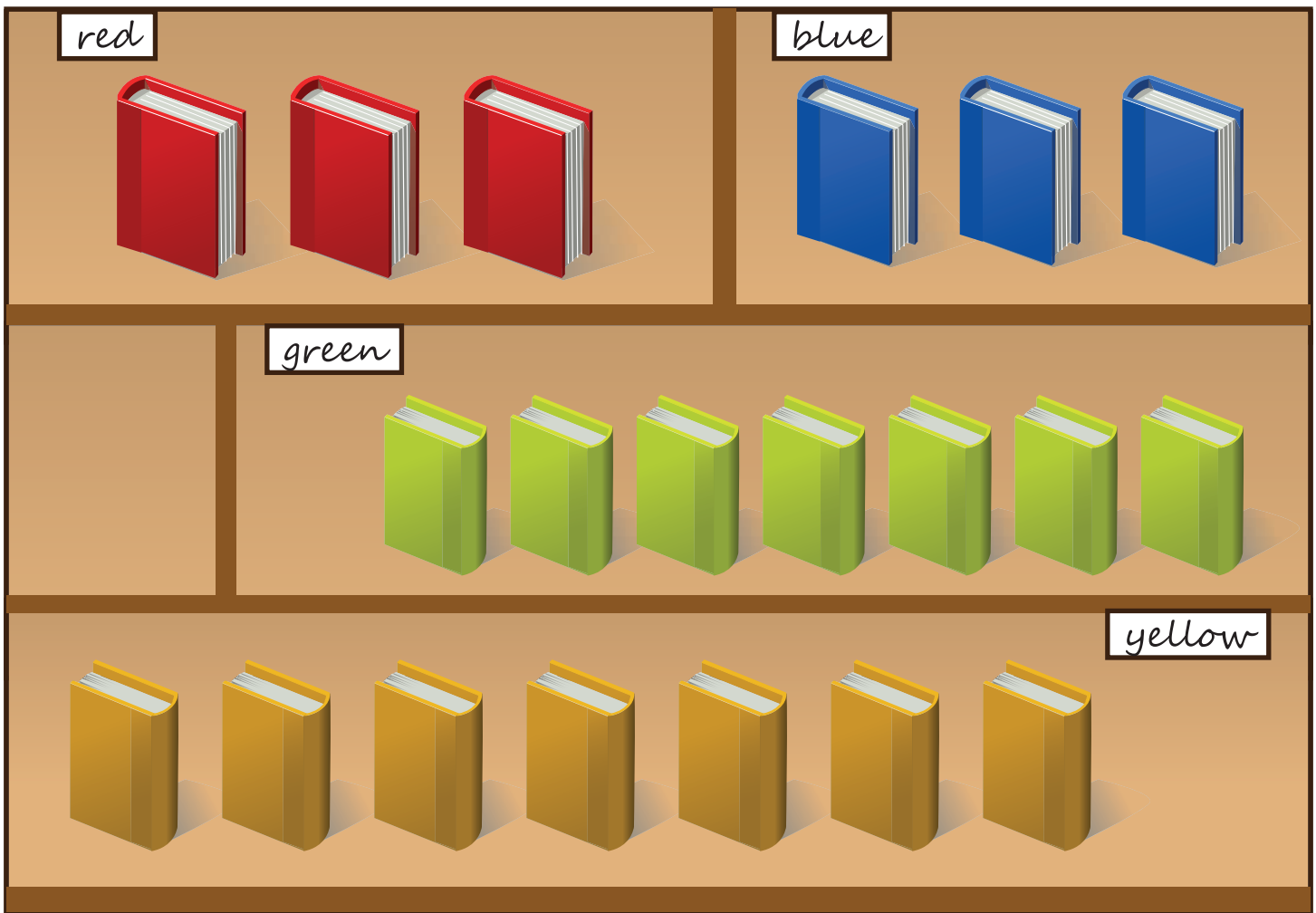
3 blue books

There are 2 green books. **Answers**
5 more are added to the shelf.
How many green books are there in all?

7 green books

There are 4 yellow books.
3 more yellow books just got turned in.
Now how many are there in all?

7 yellow books



Answers Understanding Others

Look over the pictures below. Using the word bank, write down how you think the person is feeling on the line next to each picture.

Feelings:

Sad Angry Frustrated Lonely Confused Happy




Sad




Confused



Happy



Angry



Lonely

Answers Long Vowels: A, E, I, O, U

Circle all the words that have a long vowel sound. Draw a line to connect each long vowel with the word that makes its sound. (Hint: You may have to connect more than one word with any given long vowel sound!) Now go back and place an X over all the words that don't belong.

What do all the crossed out words have in common? _____

Words and their connections:

- A** is connected to: pail, hose, knife, east.
- E** is connected to: rose, rake, tree, table.
- I** is connected to: kite, tea, pole, tube.
- O** is connected to: kite, tea, pole, tube.
- U** is connected to: kite, tea, pole, tube.

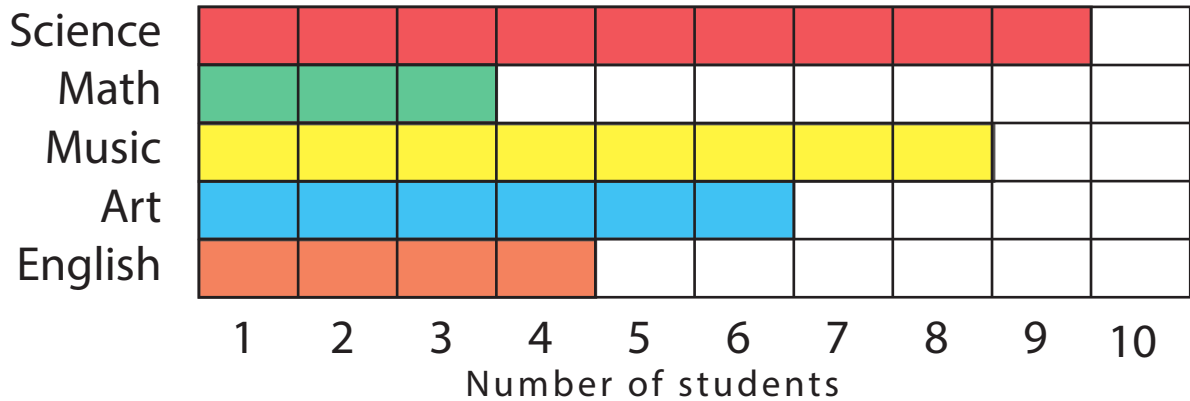
Words crossed out (short vowels): cap, bus, ring, lock, sled, fish, rake, net, mop, truck, map, ship, can, dog, sun, bell, suit.

Words circled (long vowels): rose, fish, rake, net, tree, table, kite, tea, pole, tube, hose, pail, knife, east, cute, suit, lime, tube.

Answers


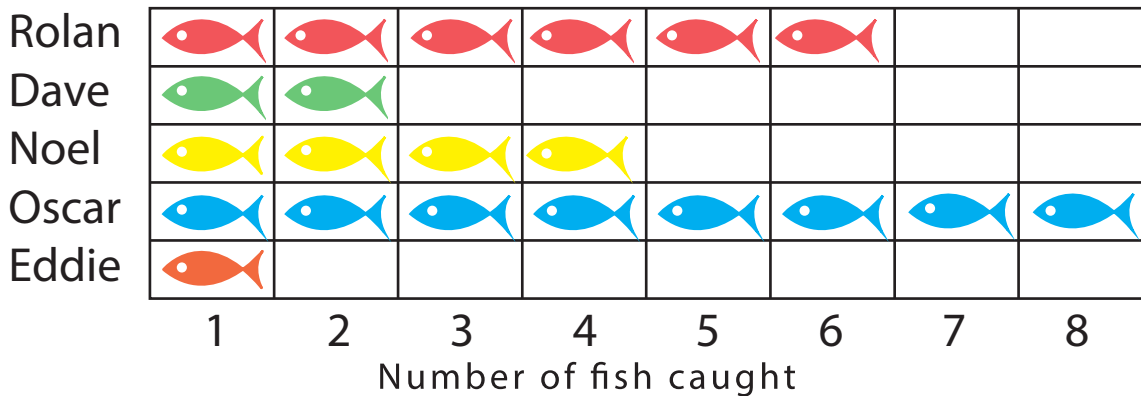
Graph Practice

Favorite subject



1. What subject do the students like the most? Science
2. What subject do the students like the least? Math
3. What subject is the students' second choice? Music
4. How many students like art? 6
5. How many students like English? 4

Fishing trip



1. Who caught the most fish? Oscar
2. Who caught the least fish? Eddie
3. What is the highest number of fish caught? 8
4. How many fish did Eddie catch? 1
5. What is the total number of fish caught? 21

Weather Terminology



Answers

Word Search



Word Bank:

foggy

cloudy

cold

freezing

sunny

windy

warm

mild

rainy

partly cloudy

hot

Name: _____

Date: _____

Answers **Parts of Speech Word Hunt**

Use the code to color the circles below.

Verbs = red

Conjunctions = purple

Adjectives = green

Nouns = blue

Possessive Pronouns = yellow

Articles = pink

run

my

the

if

and

cat

jump

but

red

bus

fun


mine

a

hers

Answers A Variety of Volumes

Cassie has a feather, a rock, a banana and a bowling ball. She wants to find out if they have different volumes. She puts the same amount of water into five containers. She drops one object into each of the containers, leaving one *control* container with just water in it so she can see the original water line. Then she compares each full container to the control one. The difference between the original water line and the new water line (the amount of water *displaced* by each object) is the volume of the object! Look at the pictures of Cassie's containers below to help you answer the questions.



Which object has the most volume? bowling ball

Which object has the least amount of volume? feather

Put the objects in order from least volume to most volume.

feather, banana, rock, bowling ball

What makes one object display more volume than another

object? The displaced water that rose in the glasses shows how much volume each object has.

How do you know? The information above told me that the amount of water displaced

shows the volume of the object in the water. The author said, "The difference between the original water line

and the new water line (the amount of water displaced by each object) is the volume of the object!"