

Week 5

1st
grade

Independent Study Packet

 Education.com




**5 MORE Days of
Independent Activities in
Reading, Writing, Math,
and Other Fun Stuff**

**ANSWER KEYS
INCLUDED**

Helpful Hints for Students and Families

Materials You Will Need:

- Pencils
- Extra paper or a notebook/journal (everything can go in one place)
- You will need colored pencils, markers, or crayons for some of the activities.
- Dice
- Paper bag for puppy puppet



Directions & Tips

- You may complete the activities in any order.
- Check off each of the activities when you finish them on the menu.
- Make sure an adult signs the activity menu before you bring it back to school.

Activity Menu

| | Day 1 | Day 2 | Day 3 | Day 4 | Day 5 |
|---|---|------------------------|-------------------------------------|---------------------------------|-------------------------|
| Reading  | Read for 15 minutes each day and choose one activity from your reading log. | | | | |
| Writing  | Each day, write some news about what you did in the Daily News worksheet. | | | | |
| Literacy  | How to Make Lemonade | Vowel Sound Clean Up | Rhyming Fun | Long "A": Word Search | How-to Writing Template |
| Math  | Missing Numbers: Counting Bee | Fact Family Houses | Add All Three: Adding Three Numbers | Fact Family Triangles with Dice | Domino Fact Families |
| Other Fun Stuff  | Owl Color-by-Number | Make Fun Bug Bracelets | Dog Paper Bag Puppet | Alien Spaceship | Urban Maze |



Parent/Guardian Signature: _____



Reading Log

1. Read a book by yourself or with a grown-up.
2. Put your name and the title of the book at the top of a new page.
3. Choose one of the ideas and write one or two sentences about your book. Remember, not all of the questions make sense for every book.
4. Don't forget to tell why or how you know, or both if you can!



| | | |
|--|--|--|
| How did the story end? | Who is your favorite character?  | Is this book like any other book you have read? Which one? |
| How does the main character feel in this book? | Which words in the book were tricky? | Where does the story take place (the setting)? |
| What is your favorite part of the story?  | What is the big problem in the story? How is it solved? | What did you learn from reading this book? |
| What friend or family member might like this book? | When does the story take place (the setting)? | At the end, did any characters change from how they felt at the beginning? |
| What is your favorite picture in the book? | What did the author want you to learn? | What surprised you in the book? |


Day 1

| | |
|------------------------|---|
| Reading | Read for 15 minutes and complete your reading log. |
| Writing | Write your Daily News. |
| Literacy | Learn how to make lemonade while practicing how-to writing. |
| Math | Fill in the missing numbers in the bee's honeycomb. |
| Other Fun Stuff | Solve the addition problems and color in the adorable owl. |





My Daily News



Some ways to start
your Daily News:


Today I
I went
I learned
I saw

Or, pick your own
way to start!

How To Make Lemonade

Look at the pictures and write down the steps to make a lemonade.


What You Need:



lemon




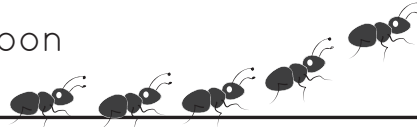

water




spoon




sugar




Step 1.



Step 2.




Step 3.



Step 4.

Busy Bee

Help Benny the Bee fill in the missing numbers in his honeycomb.



| | | | | | | | | | |
|----|----|----|----|----|----|----|----|----|----|
| 1 | | 3 | 4 | 5 | | | 8 | 9 | |
| | 12 | | 14 | | | 17 | 18 | | 20 |
| 21 | 22 | | | 25 | 26 | | 28 | | |
| | | 33 | 34 | | 36 | | | 39 | 40 |
| 41 | | 43 | | | | 47 | 48 | | |
| 51 | | | | 55 | 56 | | 58 | 59 | |
| | 62 | 63 | | 65 | | | | 69 | 70 |
| | 72 | | 74 | | | 77 | 78 | 79 | |
| 81 | | 83 | | 85 | 86 | | | 89 | |
| 91 | | | | 95 | | 97 | 98 | | |

Addition Color by Number

Solve the addition problems then color the owl using the color that matches the answer.

$$15 + 8 = \underline{\hspace{2cm}}$$

Red

$$6 + 11 = \underline{\hspace{2cm}}$$

Orange

$$18 + 7 = \underline{\hspace{2cm}}$$

Green

$$16 + 4 = \underline{\hspace{2cm}}$$

Brown

$$5 + 3 = \underline{\hspace{2cm}}$$

Pink

$$7 + 3 = \underline{\hspace{2cm}}$$

Red

$$8 + 4 = \underline{\hspace{2cm}}$$


Orange

$$10 + 5 = \underline{\hspace{2cm}}$$

Yellow

$$12 + 7 = \underline{\hspace{2cm}}$$

Blue




Day 2

| | |
|------------------------|--|
| Reading | Read for 15 minutes and complete your reading log. |
| Writing | Write your Daily News. |
| Literacy | Practice spelling by sorting objects by vowel sound. |
| Math | Create addition and subtraction fact families. |
| Other Fun Stuff | Make fun bug bracelets. |





My Daily News



Some ways to start
your Daily News:

Today I
I went
I learned
I saw


Or, pick your own
way to start!

Name: _____

JAR








THEM

ALL!



These fireflies love to dance! They also love the **long** and **short** vowel "i".

Can you catch them and place them in the correct jar?



FACT FAMILY HOUSES

Each triangle contains the numbers in a **fact family**. Add or subtract using the three numbers.

| | | |
|-----|---|-----------|
| 10 | | |
| 2 | | 8 |
| ___ | + | ___ = ___ |
| ___ | + | ___ = ___ |
| ___ | - | ___ = ___ |
| ___ | - | ___ = ___ |

| | | |
|-----|---|-----------|
| 14 | | |
| 8 | | 6 |
| ___ | + | ___ = ___ |
| ___ | + | ___ = ___ |
| ___ | - | ___ = ___ |
| ___ | - | ___ = ___ |

| | | |
|-----|---|-----------|
| 13 | | |
| 9 | | 4 |
| ___ | + | ___ = ___ |
| ___ | + | ___ = ___ |
| ___ | - | ___ = ___ |
| ___ | - | ___ = ___ |

| | | |
|-----|---|-----------|
| 17 | | |
| 11 | | 6 |
| ___ | + | ___ = ___ |
| ___ | + | ___ = ___ |
| ___ | - | ___ = ___ |
| ___ | - | ___ = ___ |

| | | |
|-----|---|-----------|
| 16 | | |
| 7 | | 9 |
| ___ | + | ___ = ___ |
| ___ | + | ___ = ___ |
| ___ | - | ___ = ___ |
| ___ | - | ___ = ___ |

| | | |
|-----|---|-----------|
| 11 | | |
| 6 | | 5 |
| ___ | + | ___ = ___ |
| ___ | + | ___ = ___ |
| ___ | - | ___ = ___ |
| ___ | - | ___ = ___ |

| | | |
|-----|---|-----------|
| 14 | | |
| 5 | | 9 |
| ___ | + | ___ = ___ |
| ___ | + | ___ = ___ |
| ___ | - | ___ = ___ |
| ___ | - | ___ = ___ |



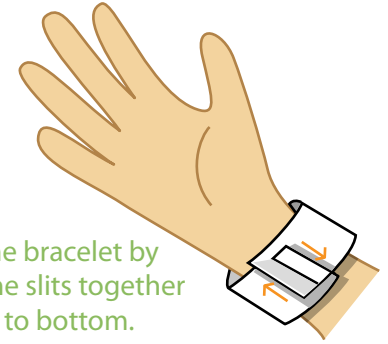
| | | |
|-----|---|-----------|
| 20 | | |
| 5 | | 15 |
| ___ | + | ___ = ___ |
| ___ | + | ___ = ___ |
| ___ | - | ___ = ___ |
| ___ | - | ___ = ___ |

| | | |
|-----|---|-----------|
| 12 | | |
| 4 | | 8 |
| ___ | + | ___ = ___ |
| ___ | + | ___ = ___ |
| ___ | - | ___ = ___ |
| ___ | - | ___ = ___ |



Color in these fun bracelets! Have a grown-up help cut them out and put them on.
For a sturdier bracelet, print on card stock.

Fasten the bracelet by
sliding the slits
from top to bottom.




Day 3

| | |
|------------------------|--|
| Reading | Read for 15 minutes and complete your reading log. |
| Writing | Write your Daily News. |
| Literacy | Learn about rhyming words then create your own poem. |
| Math | Practice adding three numbers together. |
| Other Fun Stuff | Grab a paper bag and create a puppy puppet. |





My Daily News



Some ways to start
your Daily News:

Today I
I went
I learned
I saw

Or, pick your own
way to start!

Name: _____

Date: _____




Rhyming Fun



Read the poem below. Then, circle the words that rhyme. Then, brainstorm your own rhyming words to make your own poem. On the next page write your own poem, and then illustrate it!

A-Hunting We Will Go
A-Hunting We Will Go
We'll catch a fox
And put him in a box
A-hunting we will go



fox

goat

box

boat

Name: _____

Date: _____



Rhyming Fun



Four sets of handwriting practice lines. Each set consists of a solid top line, a dashed middle line, and a solid bottom line.

Add All Three

Add the three numbers from left to right.

$1 + 4 + 5$

 $=$

$2 + 6 + 1$

 $=$

$2 + 3 + 3$

 $=$

$2 + 7 + 4$

 $=$

$1 + 6 + 4$

 $=$

$3 + 5 + 2$

 $=$

$4 + 7 + 3$

 $=$

$8 + 6 + 3$

 $=$

$3 + 6 + 5$

 $=$

$7 + 2 + 9$

 $=$

$5 + 8 + 4$

 $=$

$9 + 1 + 8$

 $=$

Challenge!

$3 + 2 + 5 + 5$


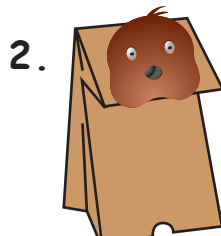


 $=$

$5 + 4 + 6 + 3$

 $=$

Make a Paper Bag Puppet

Cut out the parts to the puppy and tape or glue them to a paper lunch bag, and you've got a cute puppet!




Day 4

| | |
|------------------------|--|
| Reading | Read for 15 minutes and complete your reading log. |
| Writing | Write your Daily News. |
| Literacy | Find the long "A" words in the word search. |
| Math | Create fact families using the numbers on dice. |
| Other Fun Stuff | Make your own alien spaceship! |





My Daily News



Some ways to start
your Daily News:

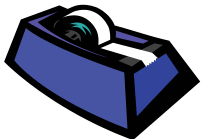
Today I
I went
I learned
I saw

Or, pick your own
way to start!

Long A Word Search

Look for and circle the long A words hidden in the puzzle.


| | | | | | | | | | | | |
|---|---|---|---|---|---|---|---|---|---|---|---|
| R | A | K | E | K | M | A | K | E | T | G | G |
| S | P | O | Y | E | A | C | B | D | F | P | A |
| P | M | A | D | E | B | G | A | T | E | H | M |
| I | S | B | C | D | N | R | P | S | E | F | E |
| A | P | E | G | F | I | A | H | N | P | M | D |
| N | E | D | F | H | P | Y | D | A | I | B | S |
| M | B | T | C | P | M | P | S | I | G | M | P |
| I | D | O | G | E | A | H | Z | L | F | A | P |
| C | S | D | N | L | A | Y | P | N | H | Y | D |
| A | B | A | Q | I | H | P | F | D | C | B | S |
| K | Z | Y | N | B | S | C | L | A | Y | X | M |
| E | G | E | S | A | M | E | G | T | A | P | E |



GAME
CAKE
TAPE
GATE
RAKE

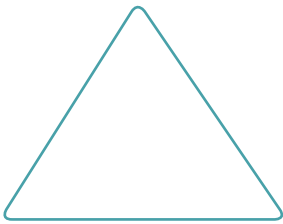
APE
LAY
MAY
GRAY
TODAY

MAKE
MADE
SAME
ATE
SNAIL




FACT FAMILY DICE

Add together the two dice to find the missing fact family number. Fill in the fact triangle using these numbers. Remember that the biggest number always sits at the top of the triangle! Then build your fact family number sentences using the blank lines.





$$\underline{\quad} + \underline{\quad} = \underline{\quad}$$

$$\underline{\quad} + \underline{\quad} = \underline{\quad}$$





$$\underline{\quad} + \underline{\quad} = \underline{\quad}$$

$$\underline{\quad} + \underline{\quad} = \underline{\quad}$$





$$\underline{\quad} + \underline{\quad} = \underline{\quad}$$

$$\underline{\quad} + \underline{\quad} = \underline{\quad}$$




$$\underline{\quad} + \underline{\quad} = \underline{\quad}$$

$$\underline{\quad} + \underline{\quad} = \underline{\quad}$$



$$\underline{\quad} + \underline{\quad} = \underline{\quad}$$

$$\underline{\quad} + \underline{\quad} = \underline{\quad}$$




✂ Cut and Paste ✂

Cut on the dotted line and create your own UFO!



✂ Cut and Paste ✂

Use the pieces to create your own UFO in space!




Day 5

| | |
|------------------------|---|
| Reading | Read for 15 minutes and complete your reading log. |
| Writing | Write your Daily News. |
| Literacy | Practice how-to writing. |
| Math | Add domino dots and create fact families. |
| Other Fun Stuff | Follow the rules of the road to find your way through the town. |





My Daily News



Some ways to start
your Daily News:

Today I
I went
I learned
I saw

Or, pick your own
way to start!

How To _____

Supplies

- | | |
|----------|----------|
| 1. _____ | 4. _____ |
| 2. _____ | 5. _____ |
| 3. _____ | 6. _____ |

Step 1.



Draw a picture of step 1.

First, you

_____.

Step 2.



Draw a picture of step 2.

Then, you

_____.

Step 3.



Draw a picture of step 3.



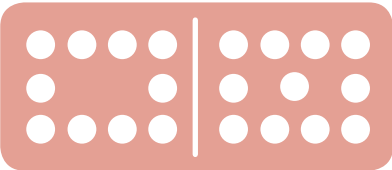



Finally, you

_____.

Now you know how to _____.

DOMINO FACT FAMILIES

Add the domino dots together to find a total. Then use these three numbers to build your fact family number sentences.

| | |
|---|--|
|  | |
|  | |
|  | |
|  | |
|  | |
|  | |

Get to the mall but remember to follow the traffic signs!



Week 5

Independent Study Packet

ANSWER KEYS

**Use these answer keys
to check your work!**

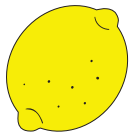


ANSWERS

How To Make Lemonade

Look at the pictures and write down the steps to make a lemonade.


What You Need:



lemon





water




spoon



sugar




Step 1.




Step 2.

Squeeze juice out of the lemons.

Mix the lemon juice with water.



Step 3.




Step 4.

Add sugar to the lemon juice.

Use the spoon to stir the lemonade.

Busy Bee

Help Benny the Bee fill in the missing numbers in his honeycomb.



| | | | | | | | | | |
|----|----|----|----|----|----|----|----|----|-----|
| 1 | 2 | 3 | 4 | 5 | 6 | 7 | 8 | 9 | 10 |
| 11 | 12 | 13 | 14 | 15 | 16 | 17 | 18 | 19 | 20 |
| 21 | 22 | 23 | 24 | 25 | 26 | 27 | 28 | 29 | 30 |
| 31 | 32 | 33 | 34 | 35 | 36 | 37 | 38 | 39 | 40 |
| 41 | 42 | 43 | 44 | 45 | 46 | 47 | 48 | 49 | 50 |
| 51 | 52 | 53 | 54 | 55 | 56 | 57 | 58 | 59 | 60 |
| 61 | 62 | 63 | 64 | 65 | 66 | 67 | 68 | 69 | 70 |
| 71 | 72 | 73 | 74 | 75 | 76 | 77 | 78 | 79 | 80 |
| 81 | 82 | 83 | 84 | 85 | 86 | 87 | 88 | 89 | 90 |
| 91 | 92 | 93 | 94 | 95 | 96 | 97 | 98 | 99 | 100 |

Addition Color by Number

Solve the addition problems then color the owl using the color that matches the answer.

$$15 + 8 = \underline{23}$$

Red

$$6 + 11 = \underline{17}$$

Orange

$$18 + 7 = \underline{25}$$


Green

$$16 + 4 = \underline{20}$$

Brown

$$5 + 3 = \underline{8}$$

Pink



$$7 + 3 = \underline{10}$$

Red

$$8 + 4 = \underline{12}$$

Orange

$$10 + 5 = \underline{15}$$


Yellow

$$12 + 7 = \underline{19}$$

Blue

Name: _____

Answers





JAR

THEM

ALL!

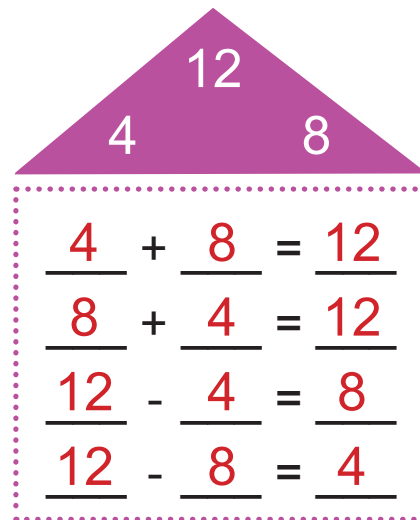
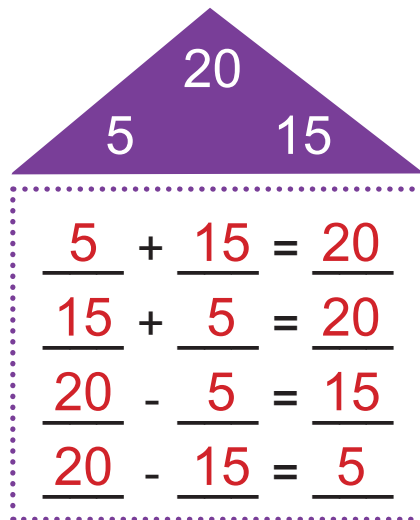
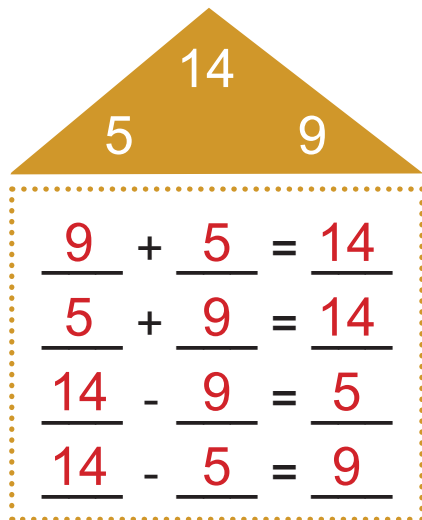
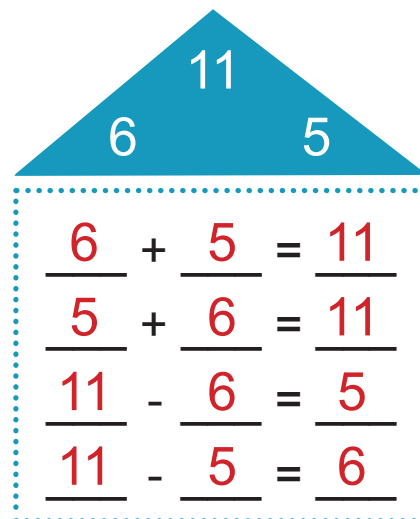
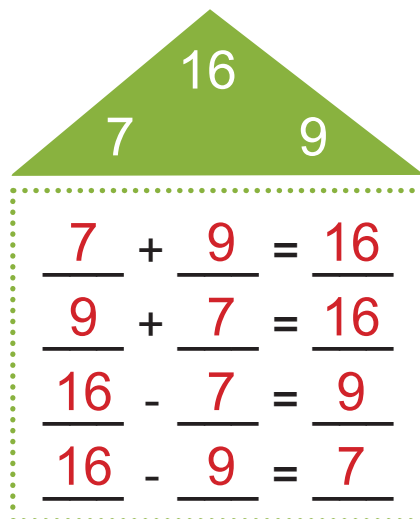
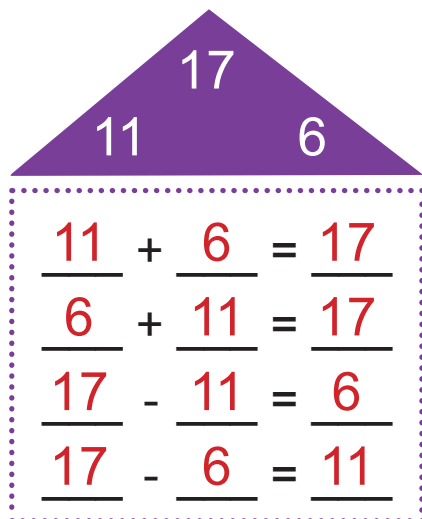
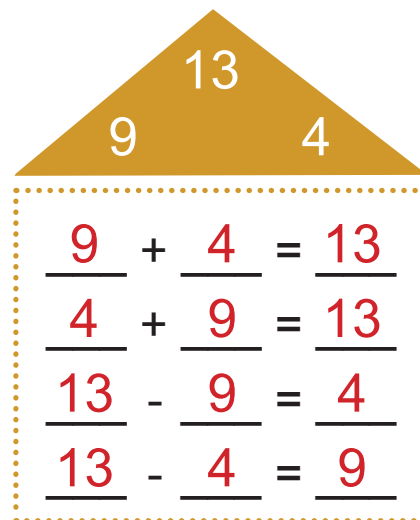
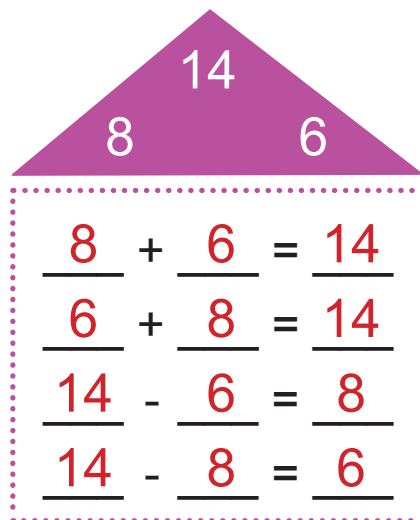
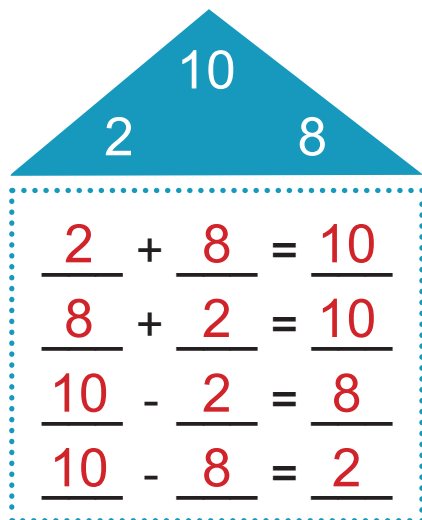
These fireflies love to dance! They also love the **long** and **short** vowel "i".

Can you catch them and place them in the correct jar?



FACT FAMILY HOUSES **Answers**

Each triangle contains the numbers in a **fact family**. Add or subtract using the three numbers.



Name: _____

Date: _____




Rhyming Fun



Read the poem below. Then, circle the words that rhyme. Then, brainstorm your own rhyming words to make your own poem. On the next page write your own poem, and then illustrate it!

A-Hunting We Will Go
A-Hunting We Will Go
We'll catch a **fox**
And put him in a **box**
A-hunting we will go



Answers

fox

box

goat

boat

house

mouse

bug

rug

snail

mail

bee

tea

example words

Name: _____

Date: _____



Rhyming Fun



A hunting we will go,

A hunting we will go,

We'll catch the mouse

That's running in the house

A hunting we will go.

example poem

Add All Three **Answers**

Add the three numbers from left to right.

$1 + 4 + 5$

 $=$

10

$2 + 6 + 1$

 $=$

9

$2 + 3 + 3$

 $=$

8

$2 + 7 + 4$

 $=$

13

$1 + 6 + 4$

 $=$

11

$3 + 5 + 2$

 $=$

10

$4 + 7 + 3$

 $=$

14

$8 + 6 + 3$

 $=$

17

$3 + 6 + 5$

 $=$

14

$7 + 2 + 9$

 $=$

18

$5 + 8 + 4$

 $=$

17

$9 + 1 + 8$

 $=$

18

Challenge!

$3 + 2 + 5 + 5$

 $=$

15

$5 + 4 + 6 + 3$

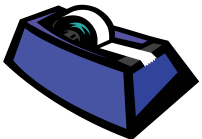

 $=$

18

Long A Word Search

Answers


Look for and circle the long A words hidden in the puzzle.



GAME
CAKE
TAPE
GATE
RAKE

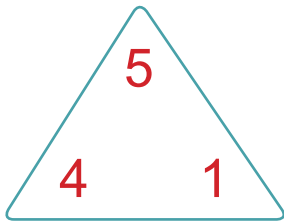
APE
LAY
MAY
GRAY
TODAY

MAKE
MADE
SAME
ATE
SNAIL

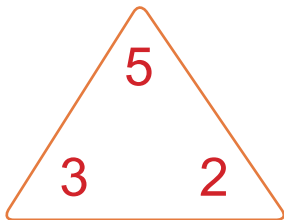



FACT FAMILY DICE **Answers**

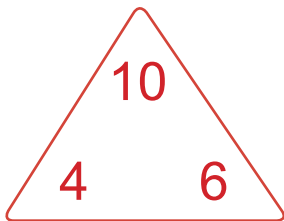

Add together the two dice to find the missing fact family number. Fill in the fact triangle using these numbers. Remember that the biggest number always sits at the top of the triangle! Then build your fact family number sentences using the blank lines.



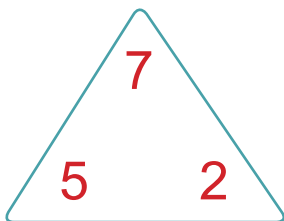

$$\begin{array}{r} 4 \\ \hline \end{array} + \begin{array}{r} 1 \\ \hline \end{array} = \begin{array}{r} 5 \\ \hline \end{array}$$
$$\begin{array}{r} 1 \\ \hline \end{array} + \begin{array}{r} 4 \\ \hline \end{array} = \begin{array}{r} 5 \\ \hline \end{array}$$



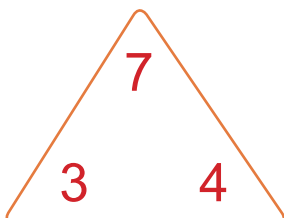

$$\begin{array}{r} 2 \\ \hline \end{array} + \begin{array}{r} 3 \\ \hline \end{array} = \begin{array}{r} 5 \\ \hline \end{array}$$
$$\begin{array}{r} 3 \\ \hline \end{array} + \begin{array}{r} 2 \\ \hline \end{array} = \begin{array}{r} 5 \\ \hline \end{array}$$




$$\begin{array}{r} 4 \\ \hline \end{array} + \begin{array}{r} 6 \\ \hline \end{array} = \begin{array}{r} 10 \\ \hline \end{array}$$
$$\begin{array}{r} 6 \\ \hline \end{array} + \begin{array}{r} 4 \\ \hline \end{array} = \begin{array}{r} 10 \\ \hline \end{array}$$



$$\begin{array}{r} 5 \\ \hline \end{array} + \begin{array}{r} 2 \\ \hline \end{array} = \begin{array}{r} 7 \\ \hline \end{array}$$
$$\begin{array}{r} 2 \\ \hline \end{array} + \begin{array}{r} 5 \\ \hline \end{array} = \begin{array}{r} 7 \\ \hline \end{array}$$




$$\begin{array}{r} 3 \\ \hline \end{array} + \begin{array}{r} 4 \\ \hline \end{array} = \begin{array}{r} 7 \\ \hline \end{array}$$
$$\begin{array}{r} 4 \\ \hline \end{array} + \begin{array}{r} 3 \\ \hline \end{array} = \begin{array}{r} 7 \\ \hline \end{array}$$




DOMINO FACT FAMILIES

Add the domino dots together to find a total. Then use these three numbers to build your fact family number sentences.



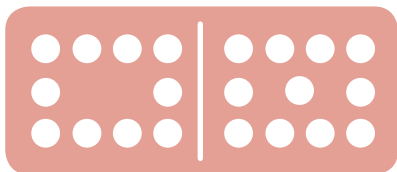
$$12 + 8 = 20 \quad 8 + 12 = 20$$

$$20 - 12 = 8 \quad 20 - 8 = 12$$




$$7 + 9 = 16 \quad 9 + 7 = 16$$

$$16 - 7 = 9 \quad 16 - 9 = 7$$



$$10 + 11 = 21 \quad 11 + 10 = 21$$

$$21 - 10 = 11 \quad 21 - 11 = 10$$




$$12 + 11 = 23 \quad 11 + 12 = 23$$

$$23 - 12 = 11 \quad 23 - 11 = 12$$



$$8 + 6 = 14 \quad 6 + 8 = 14$$

$$14 - 8 = 6 \quad 14 - 6 = 8$$



$$11 + 9 = 20 \quad 9 + 11 = 20$$

$$20 - 11 = 9 \quad 20 - 9 = 11$$

URBAN MAZE

Answer Key

Get to the mall but remember to follow the traffic signs!

