

FLORIDA

STATE RESEARCH LAPBOOK



Instructions and
patterns for **21**
foldables to create
a state lapbook.

Also includes
Research Planner
and Scoring
rubrics.

STATE RESEARCH LAPBOOK

Teacher Directions

1. Decide if you want your students to complete all, or some, of the foldables.
2. Print, and copy, the pages on regular, letter size paper. Do not print on both sides.
3. Foldable sheets contain some direction details.
4. Give each student a legal size manila folder. Fold both sides of the folder in toward the middle to create a lapbook.
5. Have students glue foldables onto the lapbook. With careful placement, all foldables will fit onto one legal size file folder, with one large foldable on the back.

STATE RESEARCH LAPBOOK

Sample Photo



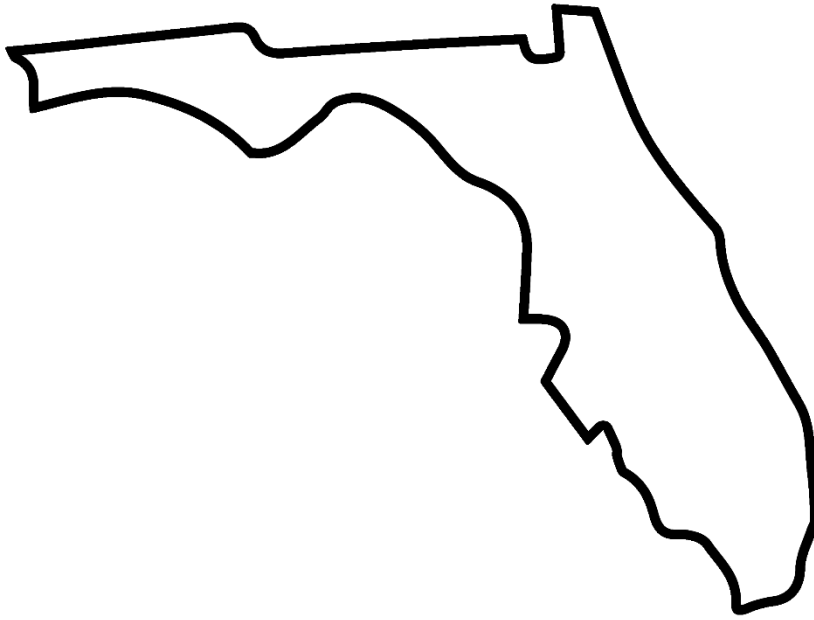
State Lapbook

Scoring Rubric

Name:		State:		
	4	3	2	1
Complete Information	Information is complete and correct. Complete sentences used.	Information is complete and correct.	Some information is incomplete or incorrect	Lots of information is incomplete and/or incorrect
Handwriting and Spelling	Handwriting is neat and legible. All words are spelled correctly.	Handwriting is neat and legible. Most words are spelled correctly.	Handwriting is messy or many words are misspelled.	Handwriting is messy and many words are misspelled.
Foldables included	The lapbook contains all of the foldables	The lapbook is missing 1 foldable.	The lapbook is missing 2 or 3 foldables.	The lapbook is missing more than 3 foldables
Neatness	All foldables are cut and colored neatly and attached to lapbook carefully.	Most foldables are cut and colored neatly and attached to lapbook carefully.	Some foldables are cut, colored, or attached sloppily.	Many foldables are cut, colored, or attached sloppily
Points Possible: 16	Points Earned:	Achievement Level 4 3 2 1		

Achievement Level Points Possible: 16				
	4	3	2	1
Points Earned	16 - 15	14 - 12	11 - 8	7 - 1

Florida



Neatly color your state. Accurately mark the location of your state's capital city with a large dot - label the city name.


Climate

Describe the climate of your state (average temperature, rainfall, snowfall, etc.)



Major Industries

List major manufacturing industries/companies in your state.



Use your research to help color the state flag neatly.

Be sure to color it exactly as the flag appears in real life.




Agriculture

List major agricultural crops in your


Where in the United States is Florida?

Use your research to help color in your state on the map of the U.S.



Waterways

List major waterways in your state (lakes, rivers, etc.)


	 <p>State</p> <p>Mammal</p>
--	---

Write the correct name and draw a detailed picture of your state's official mammal.



Landforms

List major landforms in your state (mountains, deserts, etc.)



State	Aquatic	Animal
-------	---------	--------

	<p>State</p> <p>Gem</p>
--	-------------------------

	<p>State</p> <p>Flower</p>
--	----------------------------

Write the correct name and draw a detailed picture of each symbol.

	<p>State</p> <p>Song</p>
--	--------------------------

	<p>State</p> <p>Bird</p>
--	--------------------------

Write the correct name and draw a detailed picture of each symbol.

	<div style="border: 1px dashed black; padding: 10px;"> <p style="font-size: 2em; margin: 0;">Native Tribes</p> </div>
--	---

List the names of past and/or current Native American tribes in your state.

Glue Here

Date of Statehood

Cut out the triangle, glue where it says "glue here" only.

Write the correct information under each flap.

	<table border="1"><tr><td data-bbox="841 94 1497 735">State Motto</td></tr></table>	State Motto
State Motto		

Write your state's official motto.

Famous People From Florida	

Write the name of one famous person from your state on each flap.

Under the flap, write why they are famous.

Places of Interest

Neatly write the name of one famous, or interesting place, or landmark, in your state, on each flap.

Under the flap, write one fact about the place or landmark.

3 Largest Cities

<u>Largest</u>	<u>Second Largest</u>	<u>Third Largest</u>

Write the name of the correct city on the flap.

Under the flap, write the population of each city.

Glue here.

Fold here.

Other
Interesting
Facts About
Florida

Fold on line. Glue down.

Write *at least* 6 interesting facts about your state.

State Research Project



Planner

Name:	State:
<p>Climate: Describe the climate of your state.</p> <p>What are the average temperatures? How much snowfall or rainfall each year?</p> <p>Does your state experience any special natural weather phenomena (hurricanes, tornadoes, earthquakes, etc.)</p>	
<p>Major Industries: Describe the major industries in your state.</p> <p>What does your state produce and/or export to other states and countries?</p> <p>(Do not include agricultural or farming industries here)</p>	

Agriculture:

Describe the major agriculture industries in your state.

What crops or other food products does your state produce?

Waterways:

Describe, and name, the major waterways in your state (lakes, rivers, etc.)

Landforms:

Describe, and name the major landforms in your state (mountains, deserts, etc.)

Native Tribes of your State:

What Native tribes originally lived in your state? What was their life like? Included details about their food, clothing, shelter, etc.

State Bird:

What is your state's official bird?

State Mammal:

What is your state's official land mammal?

State Aquatic Animal:

What is your state's official aquatic animal?

State Gem:

What is your state's official gem?

State Flower:

What is your state's official flower?

State Song:

What is your state's official song?
What is the name of the artist?

State Motto:

What is your state's official motto?
Who originally said the motto?

Famous People:

Who are at least two famous people born in your state?

What are they famous for?

State Nickname:

What is your state's official nickname?

How did your state get its nickname?

Statehood:

When did your state officially become a state of the United States?

Describe how it became a state.

What order did it become a state (first, eighteenth, forty-first, etc.)

Population:

What is the current population of your state?

Large Cities:

What is your state's capital city?
How many people live there?

What are the three largest cities in your state? How many people live in each?

Places of Interest:

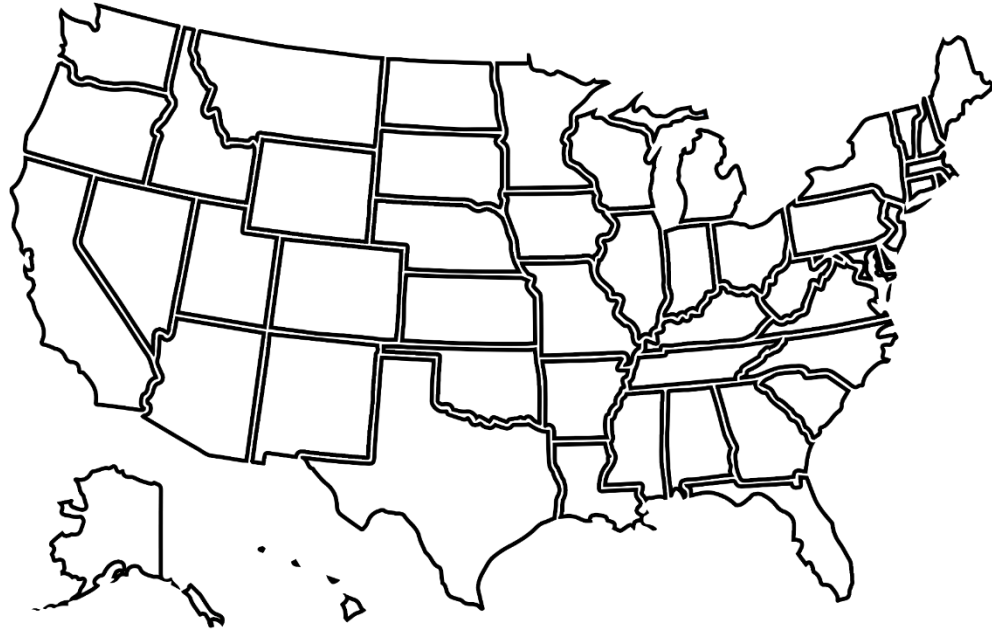
Describe at least 5 places of interest in your state.

What are some places that travelers would want to visit?
Why?

Interesting Facts:


Describe any other interesting facts that you learn about your state.

Where in the United States is your state:
Color in your state.



State Flag:

Sketch your state's flag. Be sure to note exact colors used.





Like what you see?

Find more of my products here:

<https://www.teacherspayteachers.com/Store/Trisha-Blalack>

Created By Trisha Blalack
For Single Classroom Use

Thanks to these *fabulous* artists!



- www.teacherspayteachers.com/Store/Middle-Grades-Maven
- www.teacherspayteachers.com/Store/Lita-Lita
- www.teacherspayteachers.com/Store/K-Is-For-Kinderrific
- www.teacherspayteachers.com/Store/Jennie-Kottmeier
- www.teacherspayteachers.com/Store/Kidsrute
- www.teacherspayteachers.com/Store/WorksheetJunkie
- <http://digiteacherdoodles.blogspot.com>

