

My Animal Research Project



Created by:
Eugenia's Learning Tools

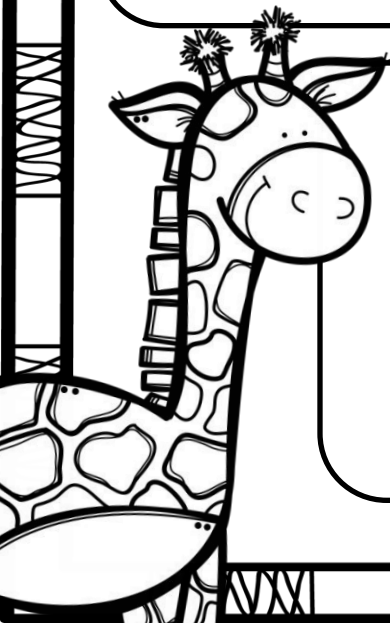







My Animal Report

This research belongs to:




Animals that I find interesting...


Think about some animals that you may find interesting. Write down the name of one animal in each box and a short sentence on why this animal is interesting to you.



Research Topic



Draw a picture of the animal you have chosen here.



I have chosen to research _____.

I have chosen this animal because...

My Animal Research



Here is a list of things I know about my animal.



1.

2.

3.

4.

1.

2.




3.


4.

Here is a list of things I want to find out about my animal.






It moves by using its _____.

 <hr data-bbox="118 931 494 933"/> (name of animal)	 <hr data-bbox="506 931 882 933"/> (name of animal)	 <hr data-bbox="895 931 1270 933"/> (name of animal)
--	--	--



feathers fur scales shell

 <hr data-bbox="118 1736 494 1738"/> <p>(name of animal)</p>	 <hr data-bbox="506 1736 882 1738"/> <p>(name of animal)</p>	 <hr data-bbox="895 1736 1270 1738"/> <p>(name of animal)</p>
--	--	--

Animal Habitat



My animal lives in _____.

Draw a picture of your animal's habitat.

Fill in the small boxes below
with words that describe
your animal's habitat.

A large, empty rectangular box with rounded corners, intended for drawing the animal's habitat.A smaller, empty rectangular box with rounded corners, intended for writing a descriptive word.A smaller, empty rectangular box with rounded corners, intended for writing a descriptive word.A smaller, empty rectangular box with rounded corners, intended for writing a descriptive word.

What kinds of weather patterns would this environment have?

Think of 3 other animals who also share this habitat.
Write their names down below.

1.

2.

3.

The Food Chain



What my animal
eats...


Draw a picture of what your animal eats.

A large, empty rectangular box with rounded corners, intended for drawing a picture of what the animal eats.

Draw a picture of what eats your animal.

A large, empty rectangular box with rounded corners, intended for drawing a picture of what eats the animal.

This animal eats my animal.



My Animal Changes

This is a picture of my animal when it is born.


This is my animal as an adult.

How does your animal change as it grows?

A baby is called _____.

A female is called _____.

A male is called _____.



More Interesting Facts About My Animal...


On the lines below, write down some of the most interesting things you learned about the animal you researched.

Fact #1

Fact #2

Fact #3

Fact #4





Teacher:

Have the students use the following writing templates to write a report on what they have learned through their research about their chosen animal.

Name _____


Date _____

Title: _____

A series of horizontal lines for writing. Each row consists of a solid top line, a dashed middle line, and a solid bottom line. There are ten such rows, providing a guide for letter height and placement. The lines are evenly spaced and extend across the width of the page.



Handwriting practice area with 10 sets of three horizontal lines (top solid, middle dashed, bottom solid).




Name _____


Date _____

Title: _____

A large rectangular box with rounded corners, intended for a drawing or illustration.



Five horizontal lines for writing, located below the large drawing box and the cartoon walrus.





Teacher:

The following pages are
fun extension activities.


Celebrity Sighting!

Some animals are used as main characters in fictional books.
Has your animal been used as a character? Yes No

If you circled yes then write the title of the book(s) below and a sentence or two telling about that book.

Title of Book	Short Summary of Book

If you circled no, then reflect on whether or not it would make a good character in a story. What kind of story would you write about using your animal?






A Good Pet


Would your animal make a good pet? Why or why not? Fill in the chart listing all your answers. When you finish, write your conclusion.

Pros	Cons



A Day at School

What if you brought your animal to school one day? Think about all the interesting things you have learned to write a story about what would happen and what kind of adventures you would have.




Animal Research Diorama

Dear Parents,

We are about to begin our animal research projects. The majority of this research will be conducted at school, however, we always welcome your participation and help.

A great extension to this research project is to have the students create their own diorama of their animal in it's environment. This is something they will present to their peers at the end of our research along with their findings. The following is a list of materials that we ask be donated, if possible, in order to help create our dioramas.

- empty shoeboxes
- sand
- fake plant life figurines
- felt material in various colors
- sticks
- small shells
- other _____
- other _____



Please feel free to communicate with me if you have any questions. Your help in this project is greatly appreciated!

Ever Thankful,

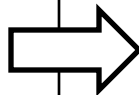
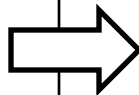
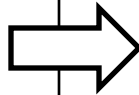
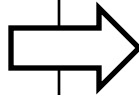
Diorama Planning

Let's plan out the diorama of your animal in its environment.



My habitat should have:

I can use these materials to make...

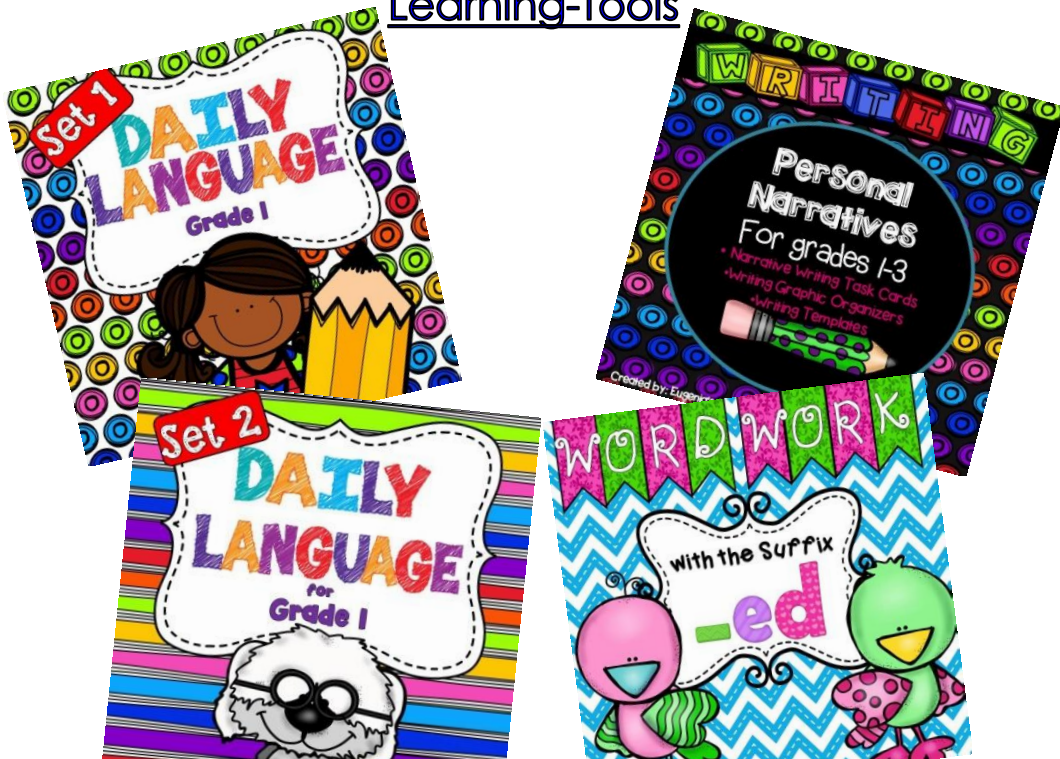


Thank you so much for downloading my product. Make sure you visit my store and click on the green star next to the store name in order to follow me. This will keep me updated with my latest releases!

I really appreciate your business and will be more than happy to respond to any questions or comments you may have regarding the activities provided. You can email me at EugeniasLT@outlook.com.

Also, if you have a few extra minutes, please make sure to leave feedback at my TPT store.

<http://www.teacherspayteachers.com/Store/Eugenias-Learning-Tools>



Check out these other great products!
(just click on them)

Acknowledgements & Credits:



The Fun Illustrations
Were Purchased From:



All graphics may be used for
personal and commercial use.
No additional licenses are required!

© 2012 Zip-A-Dee Doo-Dah Designs | All Rights Reserved