

# LCS Canvas Generate a Pairing Code (Elementary)




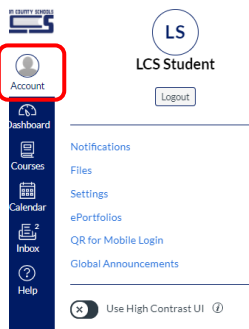
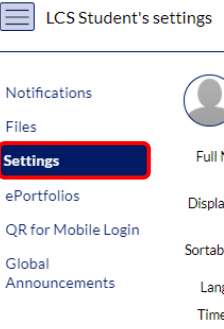
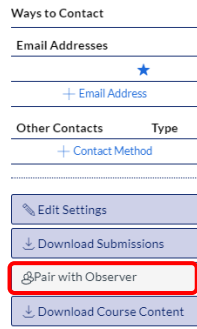

A parent/guardian can generate a pairing code behalf of an elementary student to link as an observer to the student Canvas account. You must create a separate pairing code for each observer who wants to link to your account.

An observer may be your parent, guardian, mentor, counselor, or another individual who needs to view your Canvas courses. Linked observers can view your Canvas courses. A user-account level link will ensure the observer is linked to a student and will enroll the observer in each student's past, current, and future courses automatically.

## A Pairing Code can

- Be generated on behalf of a student. You will need to log in to the student's Canvas account and the code will expire after seven days or the first successful use.
- Be generated for up to five active pairing codes.
- Be generated for multiple students.
- Only be generated from the web version of Canvas. Pairing codes cannot be generated from the Canvas mobile apps, including both Parent and Teacher apps.

To generate a Student Pairing code, complete the following steps:

Step 1	Step 2	Step 3	Step 4	Step 5 and 6
 <p>Dashboard</p>	 <p>Account</p>	 <p>Settings</p>	 <p>Pair with Observer</p>	 <p>Pair with Observer</p>
<p><b>Login</b> to Canvas.</p>	<p>Click <b>Account</b> on the Global Navigation Menu.</p>	<p>Click <b>Settings</b>.</p>	<p>Click <b>Pair with Observer</b> on the right Side Bar.</p>	<p>Copy <b>Pairing Code</b> with your observer. Click <b>OK</b> to close the window.</p>

Canvas provides additional online instructions for generating a Student Pairing Code below:

[How to generate a pairing code for an observer on behalf of a student.](#)