

Welcome to EdModo

OR-HOW TO FIND OUT IF MY CHILD REALLY HAS HOMEWORK?



What is EdModo and How is it used?

EdModo is an educational tool used as an extension of the classroom for enrichment purposes. Fairview Students have an EdModo Code for Each course. Teachers invite students to their EdModo site through an EdModo code. Parents also have an EdModo Code. If you have not found or received your code here is how that code is accessed.

Finding the EdModo Parent Code

Each Fairview student has received an EdModo Code for each of their courses.

ABOUT CLASSROOMS DISTRICTS COMMUNITY SUPPORT

Email or Username Password Log In

Forgot password?

Join Edmodo, where over 38 million teachers, students, and parents are connecting to collaborate on assignments, discover new resources, and more!

Get Secure **Student** Account

TEACHERS **STUDENTS** PARENTS

student code

f2f2f2 ✓

Fairview

Falcons

Falcons1!

Email (Optional)

Weak

Sign Up for Free

By clicking, you and your parent agree to our [Terms of Service](#) & [Privacy Policy](#).

Finding the Parent EdModo Code:

Once your student has entered her/his code at the bottom of the page is the parent code.

The screenshot shows the Edmodo interface for a student named Fairview F. Student. The top navigation bar includes a search bar and notification icons. On the left sidebar, there are sections for Groups (14-15 FalconS: Math I IB), Communities (Fairview Middle, Leon County Schools), and Parent Code. The Parent Code section contains the text: "Give this code to your parents so they can create an Edmodo account:" followed by a blue button with the code "f1f1f1". A red arrow points to this code. The main content area shows a "Latest Posts" section with a welcome message from Edmodo and a post from Mrs. Falcon to the 14-15 FalconS: Math I IB group. The post includes a photo of a bird and text about a fun assignment: "Fun assignment - OPTIONAL! Take a picture of yourself of integers at work in the real world and email them to me! Be sure to write an equation that goes along with the photo! Next time your parents drag you to the bank, Publix, WalMart, etc., bring along a notebook and marker - have your parents snap a pic of you in front of integers at work while holding an equation or expression that would accompany the integers. Have fun! If you are participating, this is due next Thursday. Thanks for playing!". The post has interaction options for Reply and Share, and is dated "1 hour ago".

Finding the Parent EdModo Code

Now you return to the EdModo log-in page and enter your Parent Code.

ABOUT CLASSROOMS DISTRICTS COMMUNITY SUPPORT

Email or Username Password Log In

[Forgot password?](#)

Join Edmodo, where over 38 million teachers, students, and parents are connecting to collaborate on assignments, discover new resources, and more!

Get Secure **Parent** Account

TEACHERS STUDENTS **PARENTS**

Parent Code From student Edmodo

Relation

First Name

Last Name

Email

Password


[Sign Up for Free](#)

By clicking, you agree to our [Terms of Service](#) & [Privacy Policy](#).


Finding the Parent EdModo Code

Complete this section to secure a Parent Account

ABOUT CLASSROOMS DISTRICTS COMMUNITY SUPPORT

Email or Username Password Log In 

[Forgot password?](#)




Get Secure Parent Account

TEACHERS STUDENTS **PARENTS**

parent code

Join Edmodo, where over 38 million teachers, students, and parents are connecting to collaborate on assignments, discover new resources, and more!

f1f1f1	✓
Mom	▼
Flexnetta	
Falcon	
falconf@yahoo.comcast@gmail.com	✓
••••••••	Weak 

[Sign Up for Free](#)

By clicking, you agree to our [Terms of Service](#) & [Privacy Policy](#)

Congratulations, You now have an EdModo Parent Page

The screenshot displays the EdModo Parent Page interface. At the top, there is a blue navigation bar with icons for home, calendar, and grid, a search bar, an "Add a Student" button, and an "Account" dropdown menu. Below the navigation bar, the "Notifications" section features five tiles: "Assignment Due" (with a red notification badge), "Late Assignments" (with a red notification badge), "New Grade" (with a 100% icon), "Upcoming Event" (with a calendar icon), and "Assignment Comment" (with a speech bubble icon). The "Latest Posts" section includes a "Filter posts by" dropdown and two posts. The first post is from "Edmodo to Fairview F." with the text "Welcome to Edmodo! - The Edmodo Guys" and a timestamp of "4 minutes ago". The second post is from "Fairview Middle" with the text "Welcome to Red Ribbon Week 2013! please see attached for more information." and includes a document icon for "red_ribbon_week_2013.docx" with a timestamp of "Oct 28, 2013" and "46 Reactions". On the right side, there are three sections: "Students" listing "Fairview" with a "Profile | Grades" link; "Teachers" listing "Mrs. Falcon" with the subject "Computer Technology" and a "Show All" link; and "Schools" listing "Fairview Middle School" and "Leon County Schools District".